

2020 UK Seafood Import and Export Factsheet

Finalised Data

Source: HMRC data via BTS

Published: September 2021



Here to give the UK seafood sector
the support it needs to thrive.

2020 Import and export summary introduction



- This factsheet contains key facts relating to the UK's overall imports and exports of seafood
- The UK's total seafood trade decreased in 2020 in terms of value and volume, and the average £/kg fell
- Both seafood imports and exports decreased in value and volume, whilst experiencing deflation
- Imports' share of value trade increased to 67%, whilst it maintained 62% share of volume trade

2020 Import and export summary dashboard



Total Trade



£4.8bn
(-11%)



Imports

£3.2bn
(-7%)



Exports

£1.6bn
(-19%)



1,112k t
(-6%)

686k t
(-5%)

423k t
(-7%)



£4.36/kg
(-6%)

£4.68/kg
(-2%)

£3.83/kg
(-13%)

2020 Imports introduction



This section contains key facts relating to the UK's seafood imports in 2020

- Seafood imports decreased in value and volume, whilst experiencing deflation
- The countries that import the largest value of seafood into the UK were Iceland, China, and Vietnam
- The value and volume of demersal, shellfish, and pelagic imports decreased. Whilst the average £/kg for demersal fell, it increased for shellfish and pelagic fish
- The species with the greatest import value were salmon, cod, and tuna
- A breakdown of the top 20 importing countries is provided for the key species groups, and the top 6 species

2020 Imports dashboard



£3.2bn
(-7%)



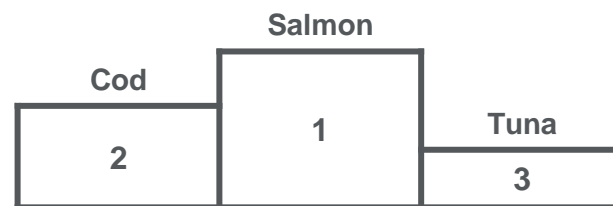
689k t
(-5%)



£4.68/kg
(-2%)



Top Importing Countries £



Top Imported Species £

Growing Countries

Vietnam
Sweden
Denmark
Ecuador
Poland
Russia
U.S.A.
Turkey

Declining Countries

Iceland
China
Germany
Faroe Islands
Norway
India
Netherlands
Canada
Spain
France
Bangladesh
Seychelles

Growing Species

P&P Shrimps & Prawns
Sardine
Surimi
Scallops
Anchovy
Carp

Declining Species

Salmon
Cod
Tuna
WW Shrimps & Prawns
Haddock
Pollack
Mackerel
Catfish
Seabass
Crabs
Lobster
Seabream
Squid

Key: Top 20 countries & species value & volume increase, value & volume decline

2020 Exports introduction



This section contains key facts relating to the UK's seafood exports in 2020

- Seafood exports decreased in value and volume, whilst experiencing deflation
- The UK exported the largest value of seafood to the following countries: France, U.S.A., and Spain
- The value and volume of shellfish and demersal exports fell, whilst pelagic exports increased. The average £/kg fell for all species groups
- The species with the greatest export value were salmon, mackerel, and nephrops
- A breakdown of the top 20 export destinations is provided for the key species groups, and the top 6 species

2020 Exports dashboard



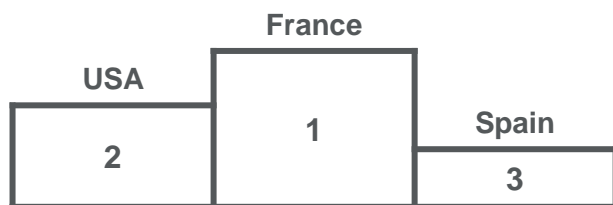
£1.6bn
(-19%)



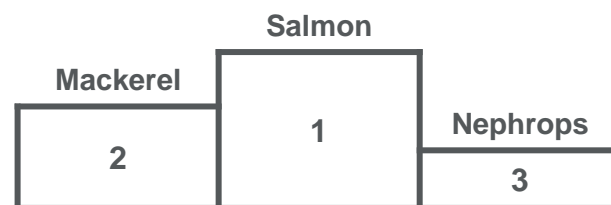
423k t
(-7%)



£3.83/kg
(-13%)



Top Export Destinations £



Top Exported Species £

Growing Countries

Netherlands
Poland
Greece
Australia
Romania

Declining Countries

France
U.S.A.
Spain
Italy
Germany
China
South Korea
Belgium
Denmark
Taiwan
Hong Kong
United Arab Emirates

Growing Species

Mackerel
P&P Shrimps & Prawns
Herring
Megrin
Whiting
Sardine

Declining Species

Salmon
Nephrops
Scallops
Crabs
Cod
Trout
Lobster
Hake
Coley
WW Shrimps & Prawns
Cuttlefish

Key: top 20 countries & species value & volume increase, value & volume decline

Further Market Insight reports are available here

<https://www.seafish.org/insight-and-research/market-insight/>

Further HMRC data is available here www.seafish.org/trade-and-regulation/international-trade/trade-tariff-tool-in-tableau/



Here to give the UK seafood sector
the support it needs to thrive.