



In partnership with:



Department for
International Trade

Here to give the UK seafood sector
the support it needs to thrive.



Export Guide: **Hong Kong**

Market Research Report



Hong Kong

Overseas Market Introduction Service on
Seafood Market in Hong Kong

For

Sea Fish Industry Authority

Produced by:

Arthur Yu, Head of Consumer & Retail
British Consulate-General Hong Kong

Order Reference: PEK198/18

Date of Report: 26 August 2019

Contents

1. Executive Summary	3
1.1 Summary of the Enquiry	3
1.2 Methodology	3
1.3 Suggestions for British Seafood Exporters interested in Hong Kong ...	3
2. The Trade Environment	5
2.1 Hong Kong General Economy	5
2.2 Hong Kong Trade Statistics	6
2.3 Introduction to Doing business in Hong Kong	6
3. Regulation and Legislation	8
3.1 Tariffs	8
3.2 Food Laws	8
3.3 Export Health Certificates	9
3.4 Labelling and Packaging	9
3.5 Food Allergens	10
3.6 Nutrition Labelling	10
3.7 Packaging	11
3.8 Intellectual Property Protection	11
4. Hong Kong Seafood Market	12
4.1 Market Entry	12
4.2 Food service	13
4.3 Retailer	13
4.3.1 A.S. Watson Group	14
4.3.2 Dairy Farm Group	16
4.3.3 Other Food and Drink Retailers	17
4.3.4 E-commerce Platform	19
4.3.5 Importer and distributor	21
4.4 Consumer Trends	24
5. Trade Events	48
6. F&B Media	49

1. Executive Summary

1.1 Summary of the Enquiry

The Seafish Industry Authority commissioned an OMIS research report from UKDIT Hong Kong to carry out a report on the Hong Kong seafood market landscape in 2018-19.

1.2 Methodology

We have mainly used the following information sources to refer to reports and figures and, when necessary, made enquiries by telephone calls and e-mails to clarify or obtain information:

- Food and Environmental Hygiene Department, HKSAR Government
- Census and Statistics Department, HKSAR Government
- Hong Kong Trade Development Council
- Hong Kong Consumer Council

1.3 Suggestions for British Seafood Exporters interested in Hong Kong

Having one of the highest per capita seafood consumption in the world, Hong Kong's demand for imported seafood will continue to thrive in the near future. A developed infrastructure and free port policy is making export much easier compared to other markets. Its strategic geographical position also provides a springboard for businesses to enter neighbouring markets.

Having said that, Hong Kong remains a competitive market where poses great challenge to new brands and products. UK companies should be prepared to invest in building up brand image as well as to accept the fact that buyers tend to commit a small batch of order at the beginning.

UKDIT Hong Kong supports British exporters to enter and grow in the market. The team can provide tailor-made, chargeable Overseas Market Introduction Service

(OMIS) to accommodate your business plan to the market. We are also in close contact with local authorities ensuring smooth entry of British goods and products.

2. The Trade Environment

2.1 Hong Kong General Economy

Population (2018)	7.45 million
Domestic households (4/2019 – 6/2019)	2.62 million
Land area	1,106.66 square km
Languages	Chinese and English
Currency	Hong Kong Dollar (HKD)
Exchange rate (as of 20 August 2019)	1 GBP : 9.52 HKD (pegged with USD at a rate of 1 US: 7.8 USD)
Government type	a Special Administrative Region of the People's Republic of China (PRC)
Judiciary system	Common Law
GDP (2018FY)	HKD 2,842.9 billion
Real GDP per capita (2018FY)	HKD 381,544
Consumer price index (2018FY)	+2.4%
Unemployment rate (2018FY)	2.8%

Hong Kong was a British colony from 1842 – 1997, at which point China assumed sovereignty under the “One country, two systems” constitutional principle.

Hong Kong is one of the world's freest economy, with services sectors accounting for more than 90% of the GDP. Key economy segments include trade and wholesale and retail, professional and business services, financing and banking. Hong Kong retains only limited manufacturing and processing capacity.

In terms of its economic relations with mainland China, Hong Kong is a key entrepot for Mainland China. In 2018, 57% of re-exports were of Mainland origin and 55% imports were destined for Mainland China. Making Hong Kong the fourth largest trading partner of Mainland China after US, Japan and South Korea, accounting for

6.7% of its total trade in 2018. Hong Kong is also the largest source of overseas direct investment in mainland China accounting for 54.1% of the national total.

Hong Kong has membership in various international trade organisations including World Trade Organisation (WTO) and Asia-Pacific Economic Cooperation (APEC) etc.

2.2 Hong Kong Trade Statistics

Imports (2018FY)	HKD 4,721 billion
Total Exports (2018FY)	HKD 4,158 billion
Imports from UK (2018FY)	HKD 65.837 billion

2.3 Introduction to Doing business in Hong Kong

Hong Kong was placed fifth in the World Bank's ease of doing business ranking in 2018. UK Department for International Trade in Hong Kong is working closely with UK companies to path their way to either sell goods or set up branch office in Hong Kong. Invest HK, a government agency of the Hong Kong SAR government, performs a similar function helping overseas companies to settle in Hong Kong. The British Chamber of Commerce, a membership-based organisation, represents UK business community and professionals in Hong Kong.

Those looking to conduct business in Hong Kong will need to take local cultural dynamics and practices into consideration.

1. The exchange of business cards is an essential etiquette at the beginning of meetings and/or at events. It is advisable to carry them with you at all times when visiting Hong Kong. Business cards should be presented and received with both hands;
2. Exporters should provide sufficient information about their companies and products ahead of their visit;
3. Personal relationships are key to successfully doing business. It is worthy of investing time and resources as your professional relationship with the buyer

progresses. The business community generally avoids touching religion, local politics in conversations;

4. In B2B occasions, it is not necessary to translate presentations, sales brochures, business cards etc into Chinese. Materials in Chinese shall use traditional Chinese characters, as opposed to simplified Chinese. The latter is used in mainland China, or amongst mainland China originated businesses.

Hong Kong is generally regarded as safe and secure for visits or transits to regions nearby. It is however advisable to refer to Foreign Travel Advice on Hong Kong (<https://www.gov.uk/foreign-travel-advice/hong-kong>) updated regularly by the UK Government before travelling to the city.

3. Regulation and Legislation

3.1 Tariffs

Hong Kong is a free port. It does not levy tariffs on the import or export of goods.

Excise duties are charged on four types of commodities: alcoholic liquors, tobacco, hydrocarbon oil and methyl alcohol. These excise duties are chargeable regardless of whether they are imported or locally manufactured.

As of liquor, the definition is limited to imports that contain alcoholic strength of more than 30% (e.g. hard liquor like whisky, brandy, vodka, gin, rum) by volume measured at a temperature of 20°C and is subject to 100% ad valorem excise duty. There is no duty on liquor with an alcoholic strength of no more than 30% percent by volume measured at a temperature of 20°C.

3.2 Food Laws

The Food and Environmental Hygiene Department (FEHD) ensures that food sold in Hong Kong is safe and fit for human consumption. The department is responsible for implementing territory-wide food safety control policies and enforcing the food legislation.

The foundation of Hong Kong's food safety legislation is Part V of the Public Health and Municipal Services Ordinance (Cap. 132). The main provisions cover general protection for food purchasers, offences in connection with the sale of unfit food and adulterated food, composition and labelling of food products, food hygiene, seizure and destruction of unfit food.

There are controls in specific categories provided in subsidiary legislation, the Food Safety Ordinance (Cap. 612). This law provides up-to-date food safety control measures, including a registration scheme for food importers and distributors, and the need for food traders to maintain proper records of the movement of food to

enhance traceability. It also makes regulations for tightening import control on specific food types and to make orders to prohibit the import and supply of problem food and order the recall of such food.

3.3 Export Health Certificates

Export health certificates are required for live animals, meat, poultry and dairy products. The following is a list of selected food items that have special legal requirements or administrative arrangements due to their perishable or high-risk nature:

1. Game, meat, poultry and poultry products
2. Milk and milk beverages
3. Frozen confections
4. Marine products

Below is a list of selected regulations that might be relevant to exporters of food and drink:

1. Colouring matter in food (Cap. 132H)
2. Dried milk (Cap. 132R)
3. Sweeteners in food (Cap. 132U)
4. Food adulteration – metallic contamination (Cap. 132V)
5. Food and drugs – composition and labelling (Cap. 132W)
6. Food business (Cap. 132X)
7. Frozen confections (Cap. 132AC)
8. Harmful substances in food (Cap. 132AF)
9. Imported game, meat, poultry and eggs regulations (Cap. 132AK)
10. Milk regulation (Cap. 132AQ)
11. Mineral oil in food (Cap. 132AR)
12. Preservatives in food (Cap. 132BD)
13. Pesticide residues in food (Cap. 132CM)

3.4 Labelling and Packaging

Food labelling regulations are set out in Part V of the Public Health and Municipal Services Ordinance (Cap. 132). Import of food and drink products, whether packaged for retail or catering sectors, must comply with local labelling regulations.

Labelling can be in English, Chinese or both languages. In most cases, it is acceptable to leave the original English label unchanged, but the expiry date and any important information should be printed in English and Chinese. Should a product's label not meet local requirements, HKSAR Government allows stick-on labels on products, which can be arranged by Hong Kong importers.

Unless otherwise stated, the Centre for Food Safety stipulates that the following information should be provided on the label:

1. Name of the food
2. Ingredients, including any additives
3. Durability period
4. Statement of special conditions for storage or instructions for use
5. Quantity
6. Name and address of manufacturer/packer

3.5 Food Allergens

The presence of allergenic substances, listed below, in a food product should be specified in the list of ingredients:

1. Cereals containing gluten (namely wheat, rye, barley, oats, spelt, their hybridized strains and their products)
2. Crustacea and crustacean products
3. Eggs and egg products
4. Fish and fish products
5. Peanuts, soyabeans and their products
6. Milk and milk products (including lactose)
7. Tree nuts and nut products

3.6 Nutrition Labelling

All general pre-packaged food products must bear a nutrition label that includes information on energy and seven core nutrients specified for labelling (1+7). These core nutrients are:

1. Protein
2. Carbohydrates
3. Total fat
4. Saturated fatty acids
5. Trans fatty acids
6. Sodium
7. Sugar

Furthermore, the nutrition label must list the amount of any claimed nutrients – i.e. nutrient content, function claims.

The requirements go beyond what is required in the UK. Exporters should work with their Hong Kong importer/distributor to meet these requirements.

3.7 Packaging

There are no special packaging requirements, although exporters should be aware that humidity levels are higher in Hong Kong than in the UK, particularly in the summer.

3.8 Intellectual Property Protection

Hong Kong is provided with authority to develop its own policies and afford legal protection for intellectual property rights. The Intellectual Property Department is responsible for operating Hong Kong's Trade Marks, Patents, Registered Designs and Copyright Licensing Bodies Registries. The Customs and Excise Department is the law enforcement body handling any infringement complaints.

4. Hong Kong Seafood Market

According to WWF, Hong Kong's seafood consumption is around 65.5 kg per capita, which is more than 3 times higher than the global average. It is owed to long tradition of serving seafood dishes in many occasions, free of custom excise and duties, influx of visitors. The city's logistic and warehousing network enables seafood to become ever accessible to consumers and restaurants. Worth noting Hong Kong is also a key hub for en-route trade destined to Macao and mainland China.

Hong Kong also has an appetite for 'Hoi-mei' – a selection of dried seafood that are used in deluxe Chinese dishes. Typical 'Hoi-mei' are fish maw, shark fin, sea cucumber, abalone. Dried scallop etc.

The supply chain begins with the supplier, exporter and enters the market through importer who distributes further to local distributors, traders (food services) or retailers through which the product reaches the consumer. It is not uncommon when importer repurchases product from their buyers in order to fill shortage and accommodate other orders. Some chain retailers source directly from their suppliers for better control of quality and price competitiveness. Retailers often appoint a consolidator collate and transport their products back to the market. On the other hand, food services making small batch orders or without suppliers' connection would procure through local distributors. Usual retail channels are supermarkets, e-commerce platforms and wet markets.

4.1 Market Entry

In general, there are two main routes to market. Companies can either work with a Hong Kong-based importer/distributor or do so via a UK/Europe-based consolidator.

Identifying and working with a Hong Kong-based importer/distributor is the most common approach. Local importers tend to have a network of contacts in retail and food service.

Retailers in Hong Kong work with both local importers and UK/Europe-based consolidators. Many retailers prefer to work with a consolidator in order to increase

their margins; it also affords them the flexibility of bringing in a bigger variety of products at smaller volumes. Retailers also have a habit of asking for exclusivity of certain products/brands.

It is important that you take the time to research potential business partners before entering an agreement. It is advisable to bear the following questions in mind before engaging in any trade conversation:

- Your potential partner's reach/coverage – i.e. does the importer only focus on retail or food service, or do they work with both? Which outlets do they work with?
- What order sizes are you looking for?
- Does the importer share your values? Are they committed to building your brand in a way you're happy with?

Hong Kong is a competitive market – be prepared to spend the time and resources to build and establish brand recognition. Importers and retailers often look for marketing support, for example, that might mean point of sale materials or product for promotional activities when launching a brand.

4.2 Food service

Hong Kong is proud of its developed gourmet market. As of 2017, there are 14,420 restaurants, 1,104 hotels and other accommodation service providers and 10,235 food, alcoholic drinks and tobacco retailers. It is home to some world's finest restaurants along with the many local food stalls (dai pai dong) and diners (cha chaan teng). Lei Yu Mun, Sam Shig, Lau Fou Shan are villages famous of where one can pick live fish from a market and take it to a restaurant nearby.






As of aircraft catering services, Cathay Pacific Catering Services (HK), LSG Lufthansa Service Hong Kong and Gate Gourmet Hong Kong have a combined capacity of producing 158,000 meals per day.




4.3 Retailer

There are two main food and drink retail chains in Hong Kong: PARKnSHOP is part of the A.S. Watson Group (a member of CK Hutchison Holdings); Wellcome is part of the Dairy Farm Group (a member of the Jardine Matheson Group). Both groups operate different store concepts depending on the area's demographics: they range from those that target the mass market to premium outlets that are more akin to food halls.

4.3.1 A.S. Watson Group

A subsidiary of CK Hutchison Holdings Limited, the chain splits its Hong Kong store portfolio into 8 brands, each has a slightly different mix of products on offer.

Brand fascia	No. of stores in Hong Kong	Description
	180+	Mainstream supermarket brand aimed for mass market, also with 16 stores in Macao.
	10+	International Asian supermarket concept that includes fresh and ready-to-eat food, in-store bakery, imported specialist items, wine store, household goods and food-based gifts.
	10+	International supermarket brand that provides different flavours of East and West.
	50+	Contemporary superstore concept combining fresh produce with a wide selection of delicacies from West and East.
	2	Fresh produce and ready-to-eat meals and snacks with more varieties of Western-style products than Park n Shop and Taste.

	2	The name itself combines supermarket and department store, which is what the store is about: catering for all customers' daily needs: food, apparel, living and entertainment.
	1	High-end food hall catering to foodies and gourmands. The spacious food hall offers more than 46,000 food products, cooking and dining ware. Also has a many counters serving fresh food and ready-to-eat meals.
	2	A new concept store offering a selection of wholesome, high quality food and distinctive flavours from around the world.

4.3.2 Dairy Farm Group

Similar to its competitor, this major chain also divides its Hong Kong store portfolio into different concepts.

Brand fascia	No. of stores in Hong Kong	Description
	240+	Mainstream supermarket brand aimed for mass market.
	30+	A “lifestyle” supermarket catering for discerning consumers seeking quality gourmet groceries, wine and health and beauty products.
	1	Products on offer are similar to those at Market Place by Jasons, but with a few more concession stands selling gourmet food items.
	2	Extensive range of organic and natural food and environmentally friendly household and personal care products.
	1	High-end food hall-style concept with quality gourmet food and drink products from around the world.
	900+	Chain of convenience stores.

4.3.3 Other Food and Drink Retailers

Brand	No. of stores in Hong Kong	Description
City'super	4	High-end food hall-style supermarket with brands and products that are not usually available in other stores. Dedicates time to sourcing producers from around the world. Gets overseas products via consolidators and from local importers.
Yata Supermarket	7	Retail unit of Sun Hung Kai Properties, loosely based on Japanese department stores and supermarkets. Has Western brands. Tends to rely on local importers.
Aeon food stores	10+	Another Japanese-style supermarket chain, focus is on Asian produce with a small offering of Western brands.
759	200+	Focus is on food products that will move off shelves quickly and appeal to the mass market. More than 90% of their products are imported directly to cut down cost of using local importers.
Sogo	2	Small, Japanese-style supermarket/food hall.
DCH Food Mart	80+	Retail arm of Dah Chong Hong, one of Hong Kong's major food importers. The retail outlets focus on frozen food.

Vanguard / Vanguard Go	100+ / 70+	The main food retail division of China Resources Enterprise. Vanguard is the supermarket chain, Vanguard Go is the branding for its convenience stores. Both target local customers with the majority of the fresh products imported from mainland China.
Circle K	300+	Convenience stores – part of Li & Fung group.
HK JEEN	30	Dried seafood ‘Hoi-mei’ chain
On Kee	5	Dried seafood ‘Hoi-mei’ chain

4.3.4 E-commerce Platform

E-commerce sales was estimated reached a total of HKD 208.81 billion in 2016, more than half of which was inbound sales (HKD 116.77billion) followed by outbound sales (HKD 78 billion) and local sales (HKD 14.04 billion).

In a finding of Hong Kong Trade Development Council, only 11% e-commerce merchants acknowledged packaged food and drink is a major category sold in their platforms. For sourcing seafood at consumer level, offline retail is still the primary channel because first hand product examination is preferred as well as the highly accessible off-line retailing network in Hong Kong.

Owing to the transnational nature of the e-commerce transactions, there are inexhaustible channels that are used by consumers in Hong Kong. Apart from the top-of-mind e-commerce giants such Taobao, Tmall, eBay and Amazon, herein below are a list of selected local e-commerce platforms selling grocery/seafood and meat.

Brand	Website	Description
Zstore	https://www.ztore.com/en/	Mainly source local brands and produce. It also sells niche products.
HKTVMall	https://www.hktvmall.com/hktv/en/	Has a comprehensive portfolio that has O2O stores and collect points.
Big Big Shop	https://www.bigbigshop.com/	The e-commerce arm of a local TV channel TVB and its streaming platform Big Big Channel.
Price.com.hk	https://www.price.com.hk/	A twin platform together with a price-comparing website. It pairs consumer with offline retailers and handles payments. It does not own its warehouse or buying team.
HK JEEN	https://www.hkjeen.com/en/hk?selected_redirect=1	Dried seafood focus. Frozen seafood takes small fraction in its online

		portfolio
On Kee	http://onkee.com/en/index.php?	Dried seafood (specialised in abalone) focus.

4.3.5 Importer and distributor

A selection of companies that are known to UKDIT Hong Kong as either past or current importers of seafood, or with the relevant capacity to do so. Exporters are advised to provide quotation, specifications with USPs highlighted in their first approach. UKDIT Hong Kong can help identify and facilitate trade conversation between UK companies and their potential buyers.

Angliss Hong Kong Food Service Limited

Sales network in Hong Kong, Macao, China and Singapore. They stock over 2,000 SKUs ranging from deep frozen, chilled, air-conditioned to dry.

Website: <http://www.angliss.com.hk/en/home/>

Email: info@angliss.com.hk

Address: 47-51 Kwai Fung Crescent, Kwai Chung, New Territories, Hong Kong

Tel: (852) 2481 5111

Classic Fine Foods

Sales network in Hong Kong, Macau, China, Singapore, Japan, Malaysia, Indonesia, Korea, the Philippines, Thailand, Vietnam, United Arab Emirates, UK and France. Their product ranges from premium and niche dairy, meat, pastry, gastronomies, seafood, high quality perishables, condiments, pasta and dry products, fully HACCP certified.

Website: <http://www.classicfinefoods.com/>

Email: <http://www.classicfinefoods.com/contacts/hong-kong>

Address: Units 401 – 406, Hutchison Logistics Centre, 18 Container Port Road, Kwai Chung

Tel: (852) 2612 2066

Dah Chong Hong Limited

A trading company covering various sectors. Its food-trading arm covers Hong Kong, Macao and China. Product portfolio includes frozen and chilled meat, seafood, poultry, fresh produce, frozen vegetables and potatoes, canned products, beverages, nuts, dairy and grocery products, dried seafood, edible oil, rice and cooking ingredients sourced globally. They also provide well-established logistic infrastructure and HACCP certified processing facilities.

Website: <http://www.dch.com.hk/english/index.php>

Email: ebusiness@fom.dch.com.hk

Address: 8/F, DCH Building, 20 Kai Cheung Road, Kowloon Bay, Kowloon, Hong Kong

Tel: (852) 2768 2133

Delicia Hong Kong Limited

The company distributes imported meat, fish, and seafood to mostly food services.

The company has lately expanded its footprint to Macao.

Website: <http://www.delicia.com.hk/>

Email: sales@delicia.com.hk

Eurosia Holdings Limited

Mainly handle import and export of frozen seafood, frozen poultry and frozen meat.

The company also operated a joint venture processing plant with China Fishery in manufacturing, food processing and fish operation.

Website: http://www.eurosia.com/en_eurosia.html

Email: http://www.eurosia.com/en_contact.html

Address: 11/F, Leader Commercial Building, 54 Hillwood Road, Tsimshatsui, Kowloon

Tel: (852) 2366 9309

ETAK International Limited

A full-service food distributor with complete inventory, multi-temperature storage facilities and logistics services. They concentrate primarily on fresh and frozen food products including seafood, working with major supermarkets and food service operators in Hong Kong. They are also working on developing new markets in Macao and mainland China.

Website: <https://www.etak.com.hk>

Email: <https://www.etak.com.hk/contact>

Address: 20/F Methodist House, 36 Hennessy Road, Wan Chai, Hong Kong

Tel: (852) 2526 2371

Wilson International Frozen Foods (HK) Limited

A importer-distributor with distribution network in both Hong Kong and China, specialises in frozen and chilled wagyu, beef, veal, lamb, pork, poultry, seafood, smoked fish, cured ham, truffles, potato products, pasta, seasonings, dairy, confectionery, coffee and beverages.

Website: <http://www.wilsonfoods.com.hk/>

Email: info@wilsonfoods.com.hk

Address: Room 2104C-F, Nan Fung Centre, 264-298 Castle Peak Road, Tsuen Wan, New Territories

Tel: (852) 3678 0888

Worldwide Seafood Limited

A wholesaler in seafood business in Hong Kong and Macao. Their business ranges from seafood import, export, processing, supermarket retail as well as wholesale supply of seafood product to hotels, restaurants, air catering and cruises.

Website: <http://www.worldwide-seafood.com/right.html>

Email: info@worldwide-seafood.com

Address: Flat A1, Wah Ha Factory Bldg., 1069-1073, King's Road, G/F., Quarry Bay, Hong Kong

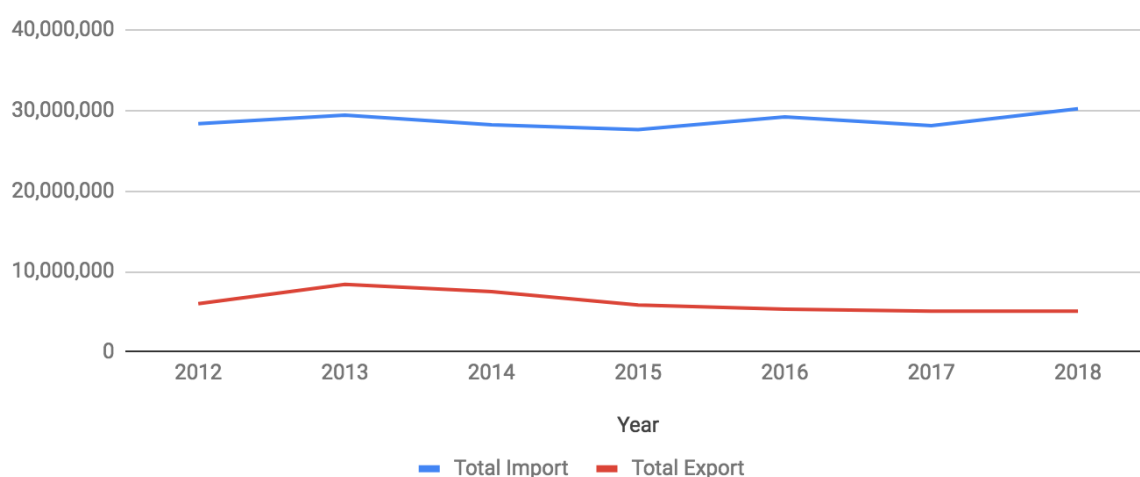
Tel: (852) 2911 4989

4.4 Consumer Trends

Import and Export by Value (HK\$ '000) in 2012 - 2018

03 - FISH, CRUSTACEANS, MOLLUSCS AND AQUATIC INVERTEBRATES, AND PREPARATIONS THEREOF

Total Import and Total Export in HK\$ '000



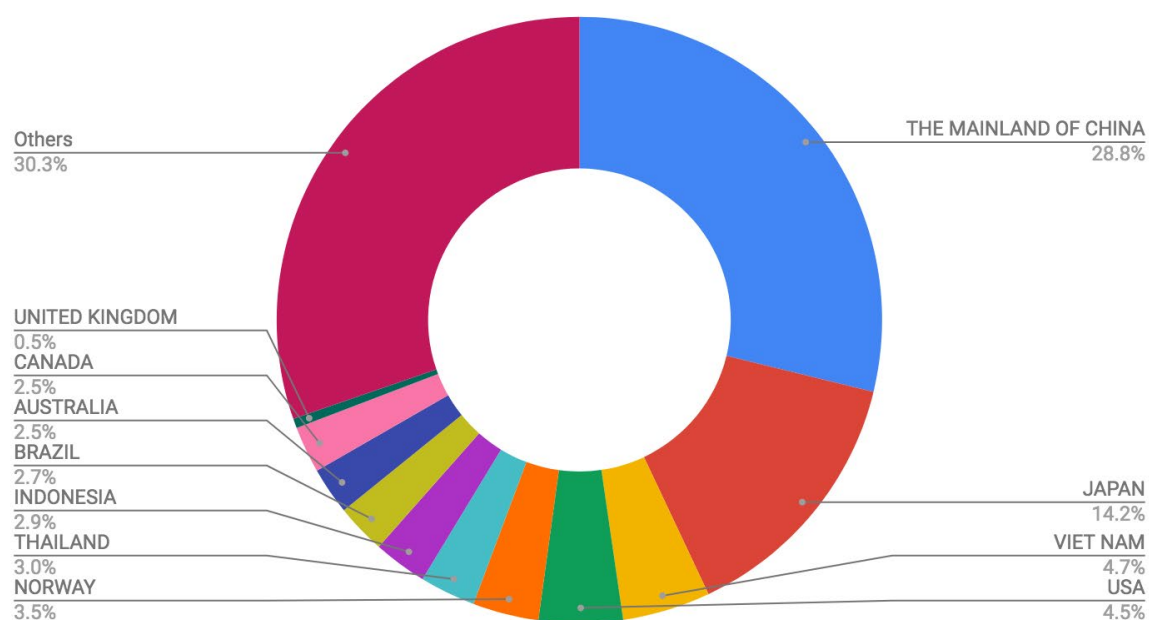
Year	2012	2013	2014	2015	2016	2017	2018
Total Import	28,376,214	29,450,459	28,229,095	27,632,860	29,218,812	28,118,091	30,220,122
Total Export	6,016,400	8,411,341	7,505,709	5,841,233	5,334,633	5,084,056	5,087,285

The total import on fish, crustaceans, molluscs and aquatic invertebrates, and preparations thereof (SITC 2-digit: 03) to Hong Kong in 2018 totalled HK\$30 billion, reflecting a 6.96% year-on-year increase. In general, imports have increased from 2012 to 2018. The total export in 2018 totalled HK\$5 billion, reflecting a 0.06% year-on-year increase. The overall export, however, declined from 2012 to 2018. Hong Kong has long been, and still is a net importer of fish, crustaceans, molluscs and aquatic invertebrates, and preparations thereof, with imports worth nearly 6 times than that of exports.

Import by Value (HK\$ '000) in 2018 by Origin

03 - FISH, CRUSTACEANS, MOLLUSCS AND AQUATIC INVERTEBRATES, AND PREPARATIONS THEREOF

Import by Value (HK\$ '000) in 2018 by Origin



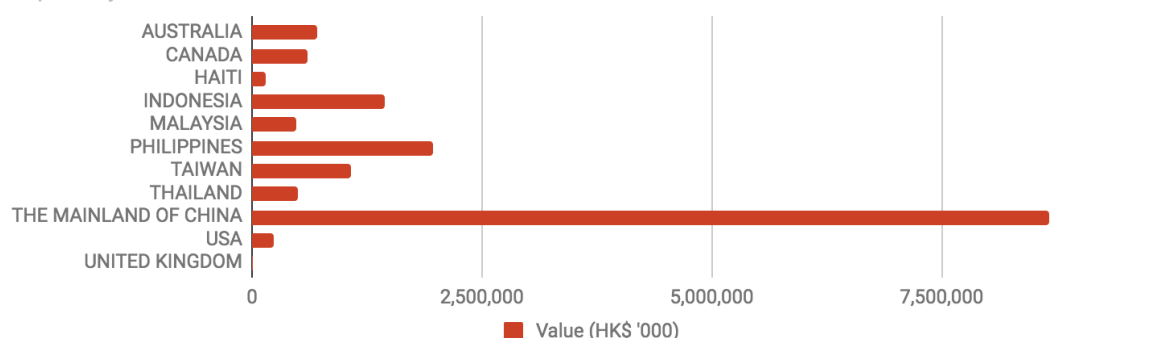
Out of the HK\$30 billion fish, crustaceans, molluscs and aquatic invertebrates, and preparations thereof (SITC 2-digit: 03) import in 2018, the UK contributed HK\$153 million and ranked 28 amongst the other 150 origins. The biggest importer remains to be the Mainland China since 2012, with HK\$8.7 billion worth of imports, taking up 28.8% of the total imports in 2018. Followed by Japan, with HK\$4.2 billion worth of import, taking up 14.2% of the total imports in 2018.

Imports of Fish and Seafood to Hong Kong by selected SITC 5-digit commodity item in 2018

The following 46 categories shown top 10 origins by value. Charts below are shown in logarithmic scale, value rounded off to the nearest million and volume to the nearest thousand.

03411 - FISH, LIVE

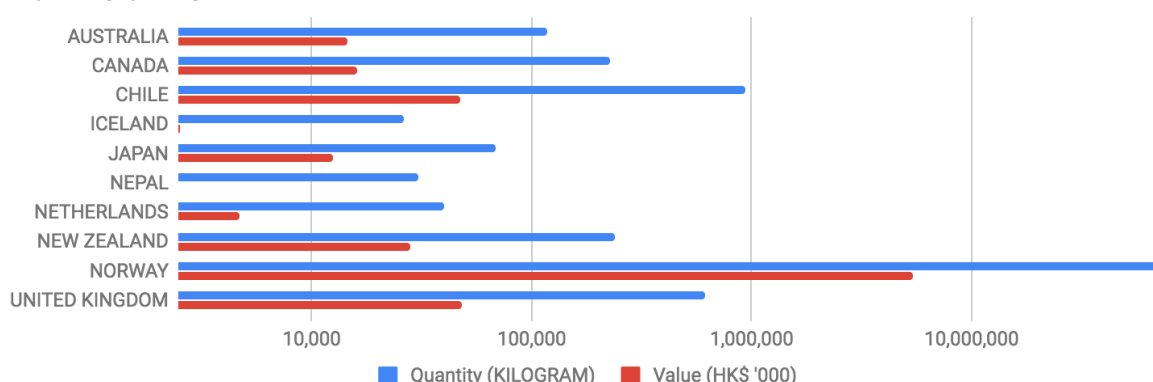
Imports by Value, Jan - Dec 2018



In 03411 - FISH, LIVE, Mainland China ranked top with an import value of HK\$8.6 billion out of the total import value of HK\$16 billion amongst 60 origins, contributing to more than half of the total value. The UK ranked 37th with an import worth HK\$1.5 million in this category. Value rounded off to the nearest million.

03412 - SALMONIDAE, FRESH OR CHILLED, NOT MINCED AND NOT IN FILLETS

Imports by quantity and value, Jan - Dec 2018



In 03412 - SALMONIDAE, FRESH OR CHILLED, NOT MINCED AND NOT IN FILLETS, Norway ranked top with an import value of HK\$5.3 billion out of the total

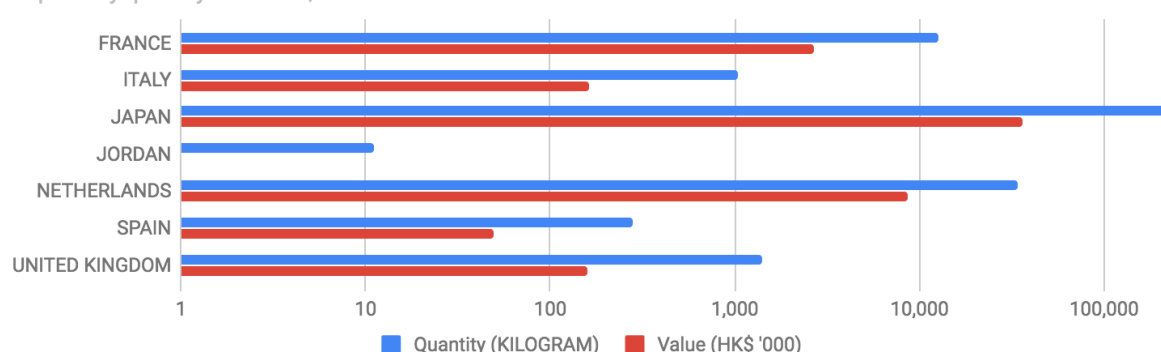
import value of HK\$5.5 billion amongst 17 origins, dominating this category also with the largest volume of 75,626,000 kg out of the total volume of 77,961,000 kg.

Followed by the UK with HK\$48 million worth of imports with a volume of 613,000 kg .

Consumer Council in Hong Kong reported in April 2019 that round worm eggs as well as a heavy concentration of methylmercury in some salmon sashimi samples it tested. It also highlighted the questionable description of calling rainbow trout as 'silver salmon' that does not correspond with the actual species.

03413 - FLAT FISH, FRESH OR CHILLED, NOT MINCED AND NOT IN FILLETS

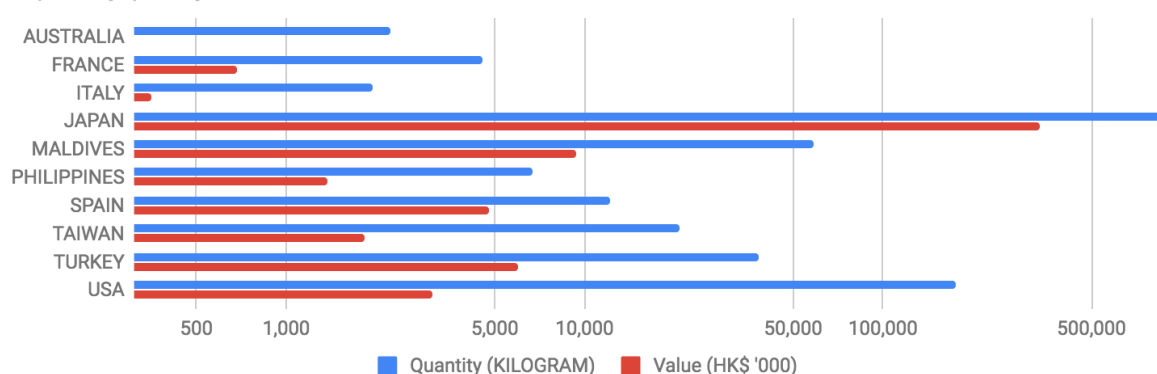
Imports by quantity and value, Jan - Dec 2018



In 03413 - FLAT FISH, FRESH OR CHILLED, NOT MINCED AND NOT IN FILLETS, Japan ranked 1st with an import value of HK\$36 million out of the total import value of HK\$47 million amongst 7 origins, dominating this category also with the largest volume of 230,000 kg out of the total volume of 279,000 kg. The UK ranked 5th with HK\$160,000 worth of imports with a volume of 1,400 kg.

03414 - TUNAS, SKIPJACK OR STRIPE-BELLIED BONITO, FRESH OR CHILLED, NOT MINCED AND NOT IN FILLETS

Imports by quantity and value, Jan - Dec 2018



In 03414 - TUNAS, SKIPJACK OR STRIPE-BELLIED BONITO, FRESH OR CHILLED, NOT MINCED AND NOT IN FILLETS, Japan ranked 1st with an import value of HK\$334 million out of the total import value of HK\$362 million amongst 12 origins, dominating this category also with the largest volume of 873,000 kg out of the total volume of 1,197,000 kg. Followed by Maldives with an import worth HK\$9.3 million with a volume of just 58,000 kg. The UK is not included in this category.

A report of Consumer Council of Hong Kong revealed that 10 of the 19 tuna samples were found to exceed the local standard of mercury contain (below 0.5ppm) ranging from 6% to 196%. Labelling issue was raised in the report too on untruthful description of naming Bigeye tuna as Bluefin tuna, the latter is of higher economic value.

03415 - HERRINGS, SARDINES, SARDINELLA, BRISLINGS OR SPRATS, FRESH OR CHILLED, NOT MINCED AND NOT IN FILLETS

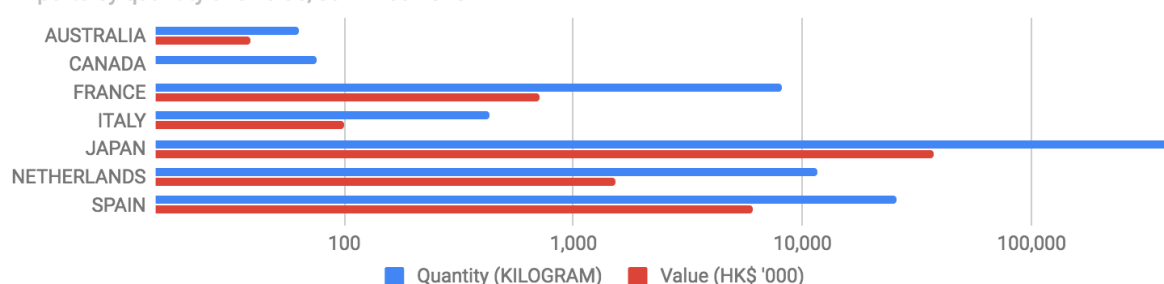
Imports by quantity and value, Jan - Dec 2018



In 03415 - HERRINGS, SARDINES, SARDINELLA, BRISLINGS OR SPRATS, FRESH OR CHILLED, NOT MINCED AND NOT IN FILLETS, Japan is the only origin included in the category with an import value of HK\$2.4 million and a volume of 20,347kg.

03416 - COD, FRESH OR CHILLED, NOT MINCED AND NOT IN FILLETS

Imports by quantity and value, Jan - Dec 2018

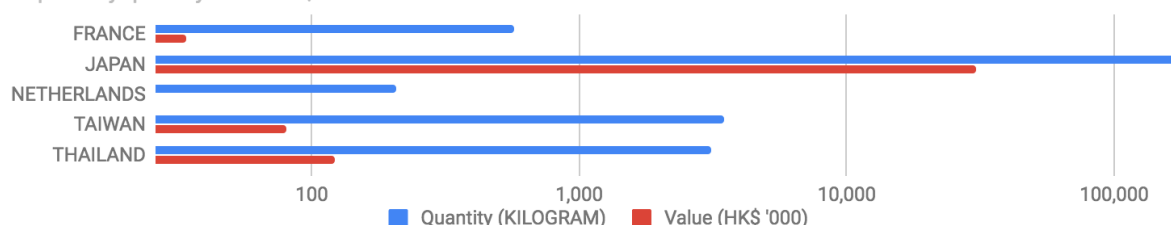


In 03416 - COD, FRESH OR CHILLED, NOT MINCED AND NOT IN FILLETS, Japan ranked 1st with an import value of HK\$37 million out of the total import value of HK\$45.5 million amongst 7 origins, dominating this category also with the largest volume of 434,000 kg out of the total volume of 480,000 kg. Followed by Spain with

an import worth HK\$6 million with a volume of 26,000 kg. The UK is not included in this category.

03417 - MACKEREL (SCOMBRIDS), FRESH OR CHILLED, NOT MINCED AND NOT IN FILLETS

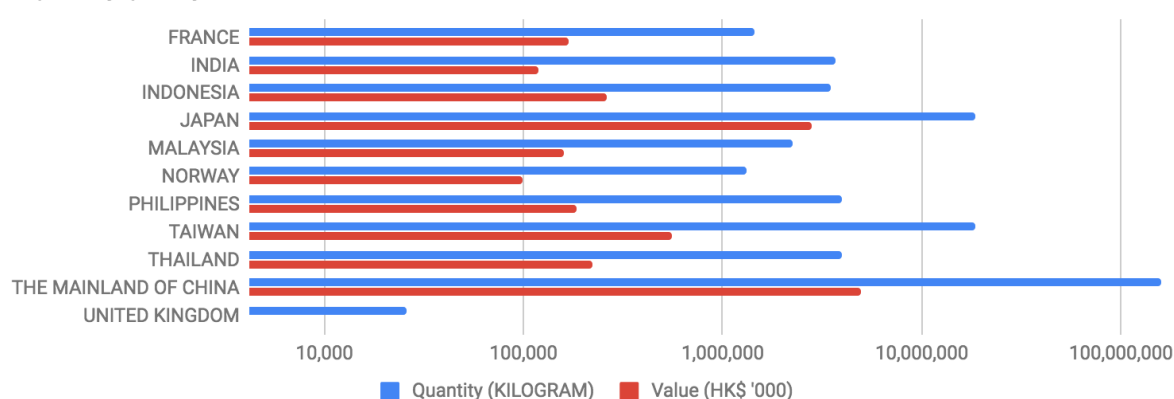
Imports by quantity and value, Jan - Dec 2018



In 03417 - MACKEREL (SCOMBRIDS), FRESH OR CHILLED, NOT MINCED AND NOT IN FILLETS, Japan ranked 1st with an import value of HK\$30.2 million out of the total import value of HK\$30.5 million amongst 5 origins, dominating this category also with the largest volume of 184,000 kg out of the total volume of 192,000 kg. The UK is not included in this category.

03418 - OTHER FISH, FRESH OR CHILLED, NOT MINCED AND NOT IN FILLETS (EXCLUDING LIVERS AND ROES)

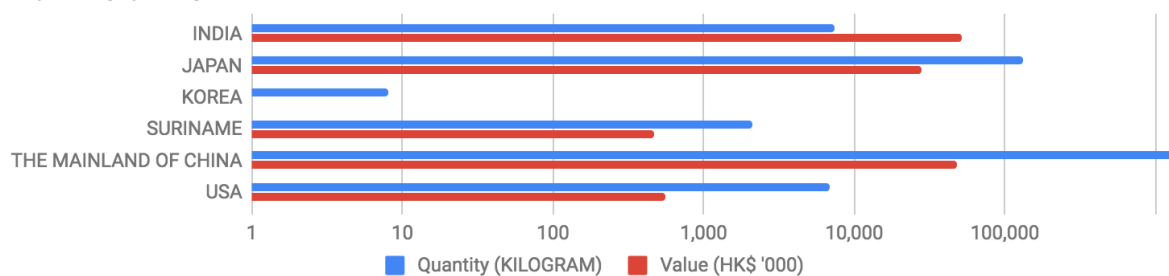
Imports by quantity and value, Jan - Dec 2018



In 03418 - OTHER FISH, FRESH OR CHILLED, NOT MINCED AND NOT IN FILLETS (EXCLUDING LIVERS AND ROES), Mainland China ranked 1st with an import value of HK\$4.9 billion, almost half of the total import value of HK\$9.7 billion amongst 32 origins, with the largest volume of 160,000,000 kg out of the total volume of 221,000,000 kg. The UK ranked 22nd with an import worth HK\$4 million with a volume of 26,000 kg.

03419 - LIVERS AND ROES, FRESH OR CHILLED

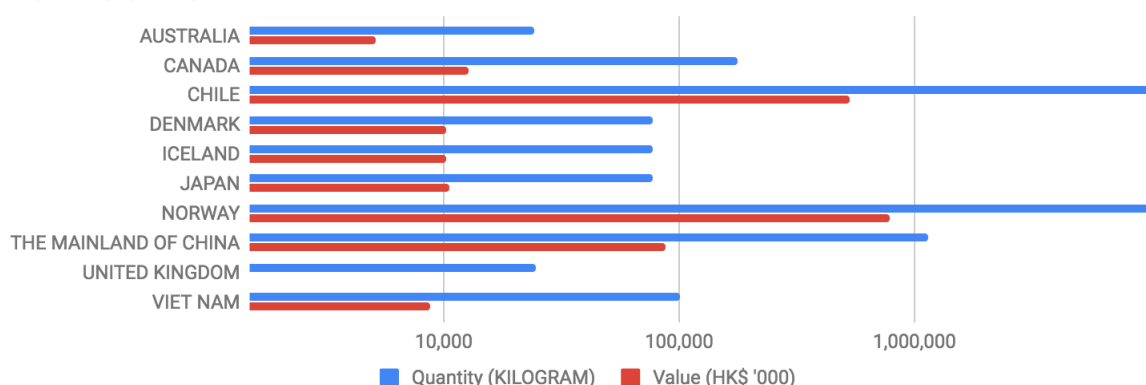
Imports by quantity and value, Jan - Dec 2018



In 03419 - LIVERS AND ROES, FRESH OR CHILLED, India ranked 1st with an import value of HK\$52 million out of the total import value of HK\$129 million amongst 6 origins, with only the 3rd largest volume of 7,000 kg out of the total volume of 1,561,000 kg. Followed by Mainland China with an import value of HK\$48 million yet with the largest volume of 1,412,000 kg. The UK is not included in this category.

03421 - SALMONIDAE, FROZEN, NOT MINCED AND NOT IN FILLETS

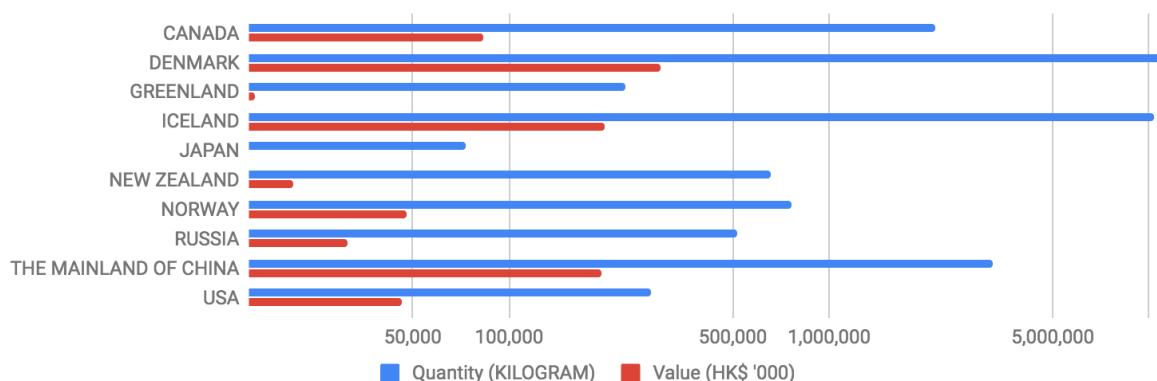
Imports by quantity and value, Jan - Dec 2018



In 03421 - SALMONIDAE, FROZEN, NOT MINCED AND NOT IN FILLETS, Norway ranked 1st with an import value of HK\$782 million out of the total import value of HK\$1.4 billion amongst 16 origins, with the largest volume of 11,609,000 kg out of the total volume of 23,336,000 kg. The UK ranked 10th with an import worth HK\$1.5 million and a volume of 25,000 kg.

03422 - FLAT FISH, FROZEN, NOT MINCED AND NOT IN FILLETS

Imports by quantity and value, Jan - Dec 2018



In 03422 - FLAT FISH, FROZEN, NOT MINCED AND NOT IN FILLETS, Denmark ranked 1st with an import value of HK\$297 million, out of the total import value of HK\$987 million amongst 18 origins, with the largest volume of 11,247,000 kg out of the total volume of 30,324,000 kg. Followed by Iceland with an import worth HK\$199 million and a volume of 10,310,000 kg. The UK is not included in this category.

03423 - TUNAS, SKIPJACK OR STRIPE-BELLIED BONITO, FROZEN, NOT MINCED AND NOT IN FILLETS

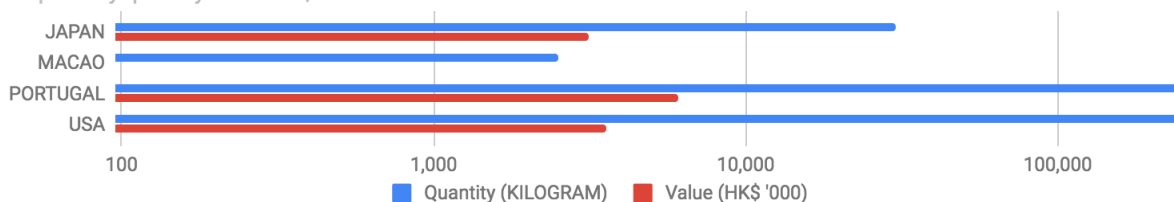
Imports by quantity and value, Jan - Dec 2018



In 03423 - TUNAS, SKIPJACK OR STRIPE-BELLIED BONITO, FROZEN, NOT MINCED AND NOT IN FILLETS, Japan ranked 1st with an import value of HK\$202 million, nearly half of the of the total import value of HK\$408 million amongst 16 origins, with the largest volume of 1,108,000 kg out of the total volume of 4,286,000 kg. Mainland China has the second largest volume of 953,000 kg but only ranked 6th with an import value of HK\$16 million. The UK is not included in this category.

03424 - HERRINGS, SARDINES, SARDINELLA, BRISLINGS OR SPRATS, FROZEN (EXCLUDING LIVERS AND ROES)

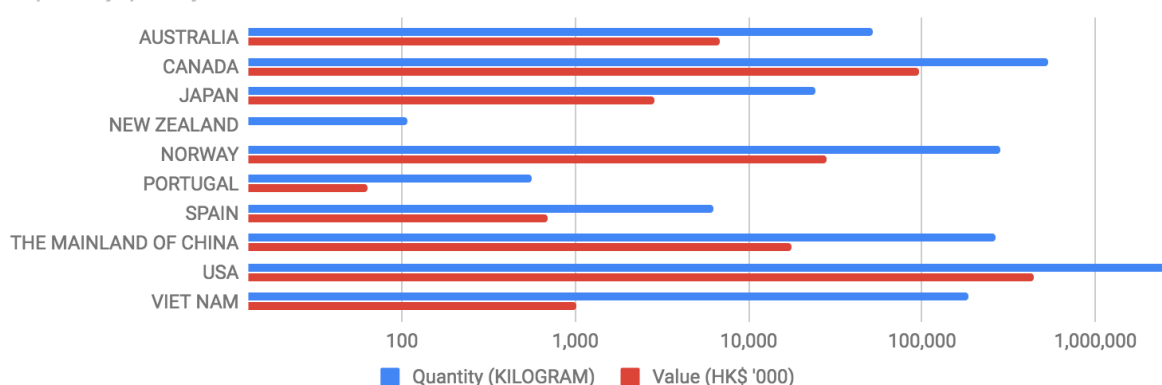
Imports by quantity and value, Jan - Dec 2018



In 03424 - HERRINGS, SARDINES, SARDINELLA, BRISLINGS OR SPRATS, FROZEN (EXCLUDING LIVERS AND ROES), Portugal ranked 1st amongst 4 origins with an import value of HK\$6 million, nearly half of the of the total import value of HK\$13 million, with the second largest volume of 2,512,000 kg out of the total volume of 545,000 kg. The UK is not included in this category.

03425 - COD, FROZEN (EXCLUDING LIVERS AND ROES)

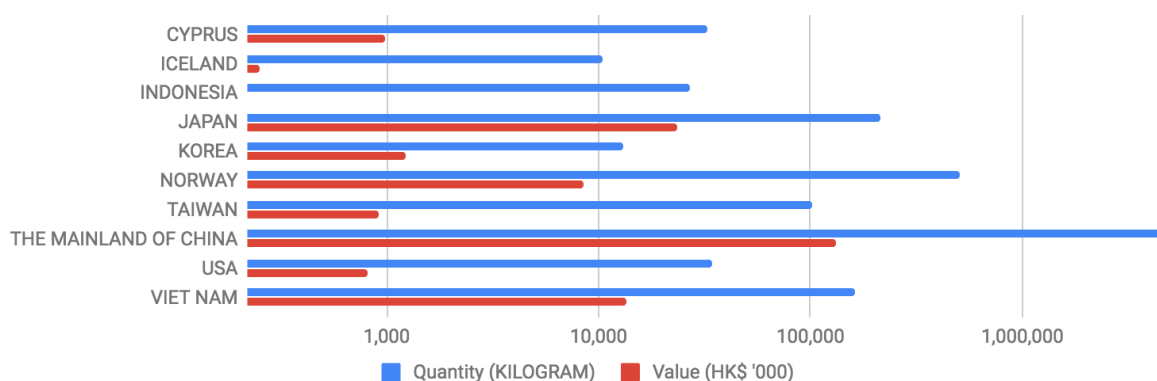
Imports by quantity and value, Jan - Dec 2018



In 03425 - COD, FROZEN (EXCLUDING LIVERS AND ROES), USA ranked 1st amongst 10 origins with an import value of HK\$443 million, dominating the of the total import value of HK\$596 million, with the largest volume of 2,515,000 kg out of the total volume of 545,000 kg. Canada comes second with an import worth HK\$96 million and a volume of 530,000 kg. The UK is not included in this category.

03426 - MACKEREL (SCOMBRIDS), FROZEN, NOT MINCED AND NOT IN FILLETS

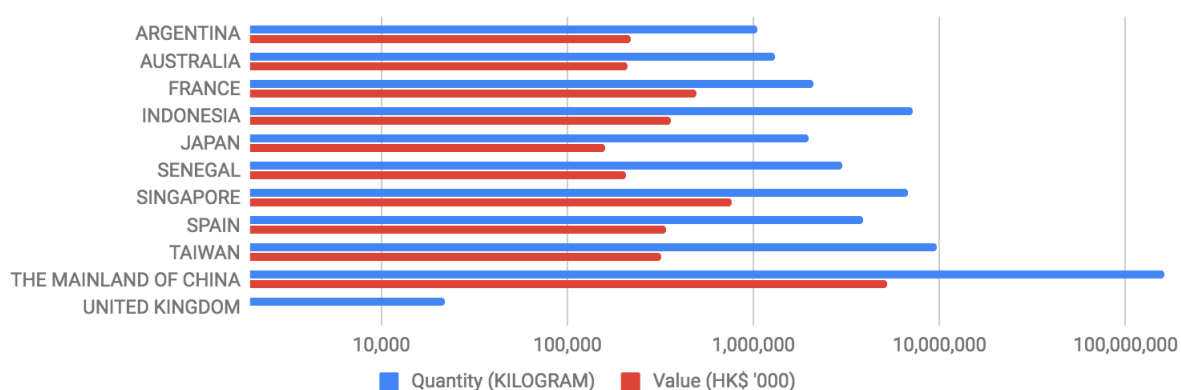
Imports by quantity and value, Jan - Dec 2018



In 03426 - MACKEREL (SCOMBRIDS), FROZEN, NOT MINCED AND NOT IN FILLETS, Mainland China ranked 1st amongst 10 origins with an import value of HK\$132 million, dominating the of the total import value of HK\$183 million, with the largest volume of 4,741,000 kg out of the total volume of 5,848,000 kg. Japan comes second with an import worth HK\$24 million and a volume of 215,000 kg. The UK is not included in this category.

03428 - OTHER FISH, FROZEN (EXCLUDING LIVERS AND ROES)

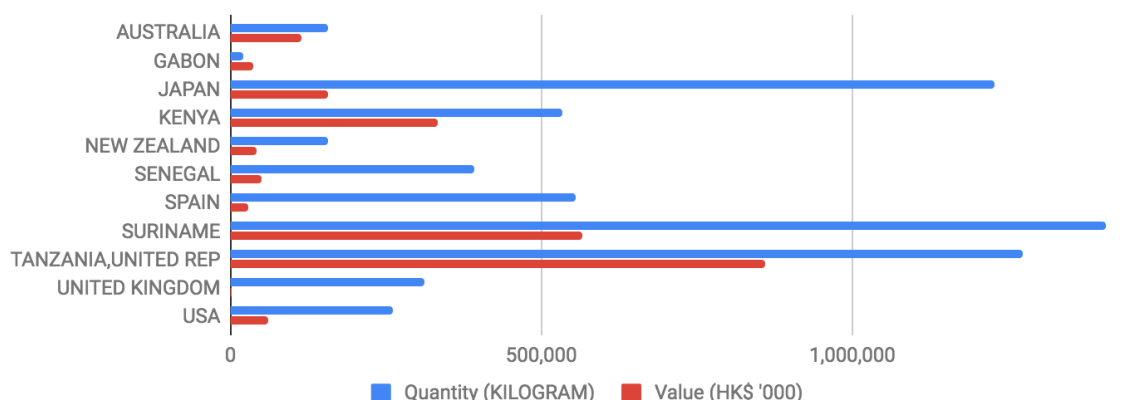
Imports by quantity and value, Jan - Dec 2018



In 03428 - OTHER FISH, FROZEN (EXCLUDING LIVERS AND ROES), Mainland China ranked 1st amongst 44 origins with an import value of HK\$5.2 billion out of the total import value of HK\$9.1 billion, with the largest volume of 162,002,000 kg out of the total volume of 217,853,000 kg. The UK ranked 37th in this category with an import worth nearly HK\$2 million and a volume of 22,000 kg.

03429 - LIVERS AND ROES, FROZEN

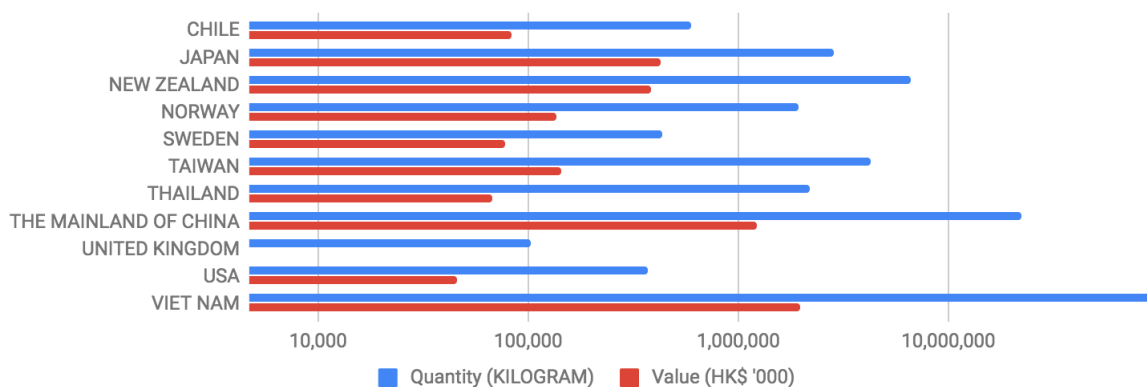
Imports by quantity and value, Jan - Dec 2018



In 03429 - LIVERS AND ROES, FROZEN, the United Republic of Tanzania ranked 1st amongst 39 origins with an import value of HK\$859 million out of the total import value of HK\$2.4 billion, with the second largest volume of 1,274,000 kg out of the total volume of 10,996,000 kg. The UK ranked 25th in this category with an import worth nearly HK\$2 million and a volume of 312,000 kg.

03440 - FISH FILLETS, FROZEN

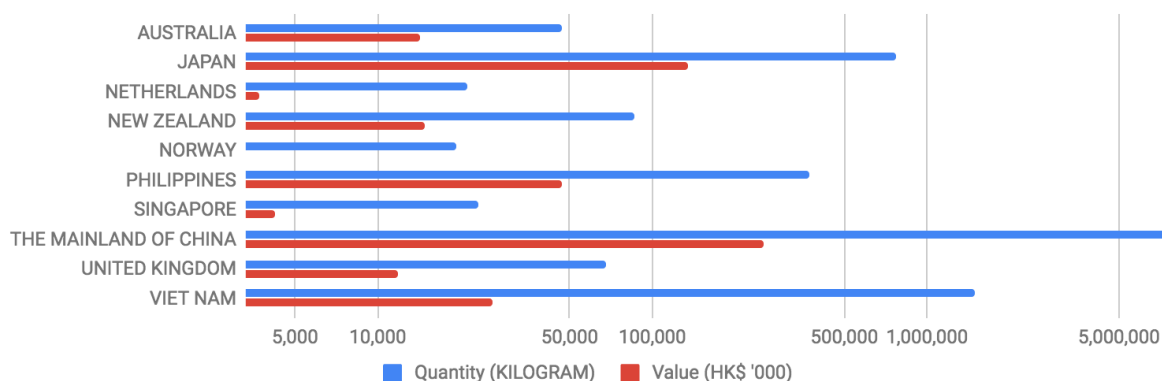
Imports by quantity and value, Jan - Dec 2018



In 03440 - FISH FILLETS, FROZEN, Vietnam ranked 1st amongst 37 origins with an import value of nearly HK\$2 billion out of the total import value of HK\$4.7 billion, with the largest volume of 105,628,000 kg out of the total volume of 149,007,000 kg. The UK ranked 23th in this category with an import worth HK\$4.7 million and a volume of 103,000 kg.

03451 - FISH FILLETS AND OTHER FISH MEAT, FRESH OR CHILLED

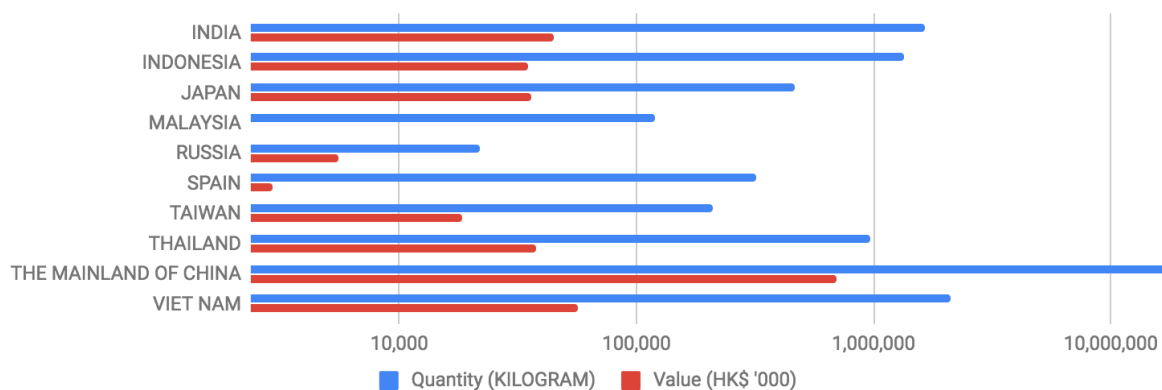
Imports by quantity and value, Jan - Dec 2018



In 03451 - FISH FILLETS AND OTHER FISH MEAT, FRESH OR CHILLED, Mainland China ranked 1st amongst 13 origins with an import value of HK\$256 million out of the total import value of HK\$518 million, with the second largest volume of 7,388,000 kg out of the total volume of 10,315,000 kg. The UK ranked 7th in this category with an import worth nearly HK\$12 million and a volume of 68,000 kg.

03455 - FISH MEAT (OTHER THAN FILLETS), FROZEN

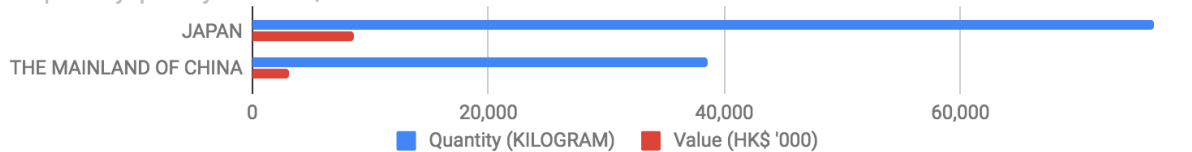
Imports by quantity and value, Jan - Dec 2018



In 03455 - FISH MEAT (OTHER THAN FILLETS), FROZEN, Mainland China ranked 1st amongst 12 origins with an import value of HK\$703 million out of the total import value of HK\$945 million, with a dominating volume of 16,954,000 kg out of the total volume of 24,341,000 kg. Followed by Vietnam with an import worth HK\$56 million with also the second largest volume of 2,108,000 kg. The UK is not included in this category.

03511 - COD (GADUS MORHUA, GADUS OGAC, GADUS MACROCEPHALUS, NOT IN FILLETS), DRIED, NOT SMOKED

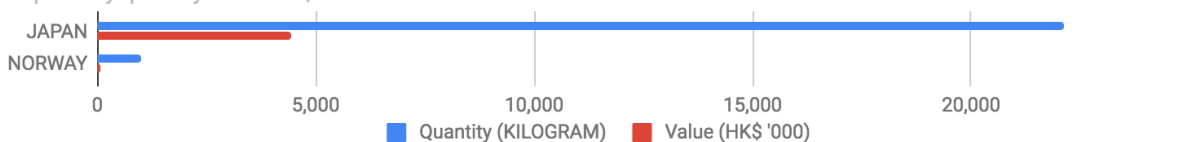
Imports by quantity and value, Jan - Dec 2018



For 03511 - COD (GADUS MORHUA, GADUS OGAC, GADUS MACROCEPHALUS, NOT IN FILLETS), DRIED, NOT SMOKED, Japan and Mainland China are the only importers. Japan ranked 1st with an import value of HK\$8.5 million out of the total import value of HK\$11.6 million, with the largest volume of 76,453 kg out of the total volume of 115,093 kg.

03512 - FILLETS, DRIED, SALTED OR IN BRINE, BUT NOT SMOKED

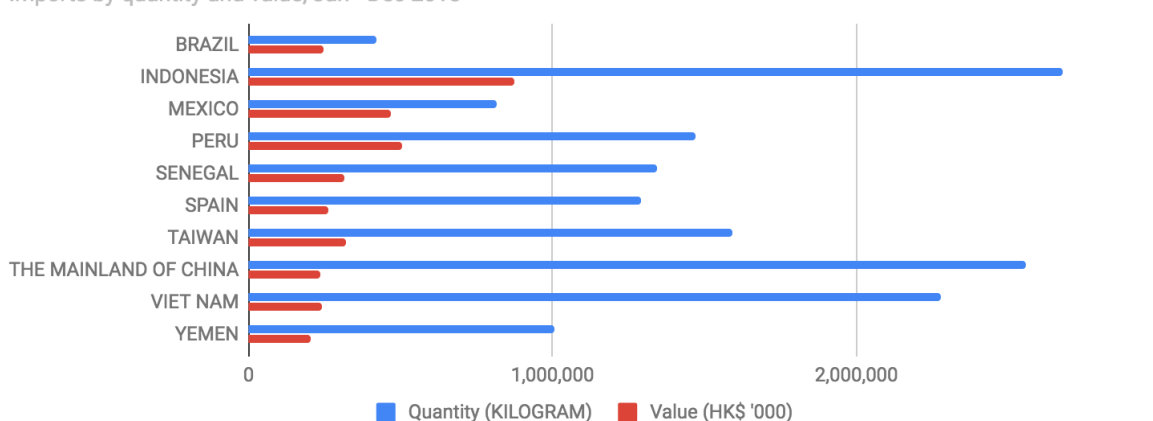
Imports by quantity and value, Jan - Dec 2018



For 03512 - FILLETS, DRIED, SALTED OR IN BRINE, BUT NOT SMOKED, Japan and Norway are the only importers. Japan ranked 1st with an dominating import value of HK\$4.4 million out of the total import value of HK\$4.5 million, with a volume of 22,127 kg out of the total volume of 23,127 kg.

03513 - FISH, DRIED, BUT NOT SMOKED, N.E.S.

Imports by quantity and value, Jan - Dec 2018

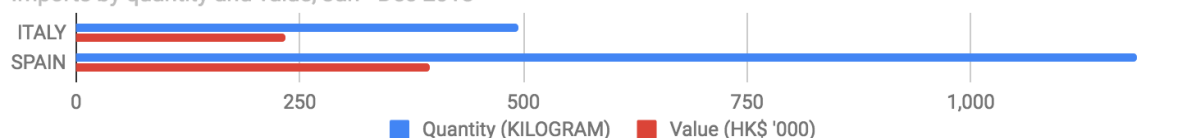


In 03513 - FISH, DRIED, BUT NOT SMOKED, N.E.S., Indonesia ranked 1st amongst 75 origins with an import value of HK\$875 million out of the total import value of HK\$6.1 billion, with the largest volume of 2,677,000 kg out of the total

volume of 26,727,000 kg. Followed by Peru with an import worth HK\$504 million and the 5th largest volume of 1,473,000 kg. The UK is not included in this category.

03522 - ANCHOVIES, SALTED OR IN BRINE, BUT NOT DRIED OR SMOKED

Imports by quantity and value, Jan - Dec 2018



For 03522 - ANCHOVIES, SALTED OR IN BRINE, BUT NOT DRIED OR SMOKED, Italy and Spain are the only importers. Spain ranked top with an import value of HK\$365,000, more than half of the total import value of HK\$629,000, with a volume of 1,186 kg out of the total volume of 1,681 kg.

03529 - FISH OTHER THAN COD OR ANCHOVIES, SALTED OR IN BRINE, BUT NOT DRIED OR SMOKED

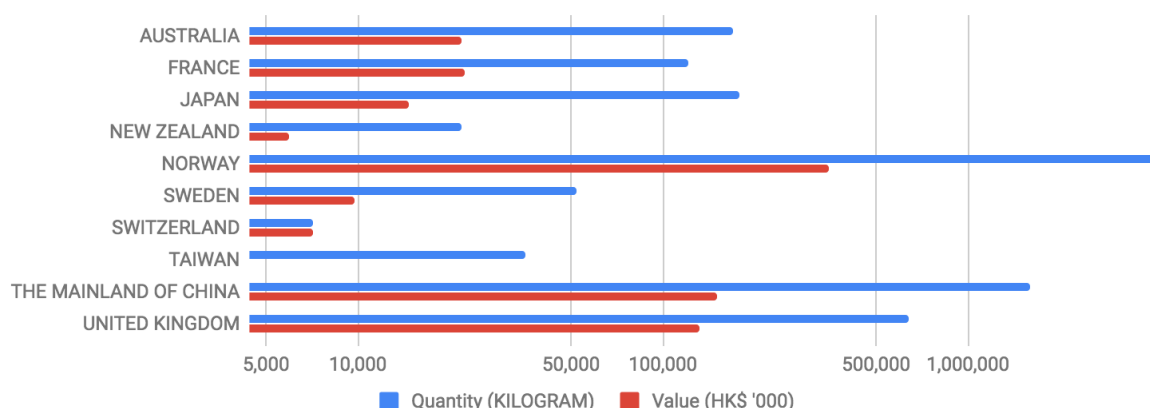
Imports by quantity and value, Jan - Dec 2018



In 03529 - FISH OTHER THAN COD OR ANCHOVIES, SALTED OR IN BRINE, BUT NOT DRIED OR SMOKED, Brazil ranked 1st amongst 88 origins with an import value of HK\$4.8 billion out of the total import value of HK\$19 billion, with the second largest volume of 4,034,000 kg out of the total volume of 29,866,000 kg. Vietnam ranked 7th with an import value of HK\$689 million but with the largest volume of 5,118,000 kg. The UK is not included in this category.

03530 - FISH, SMOKED

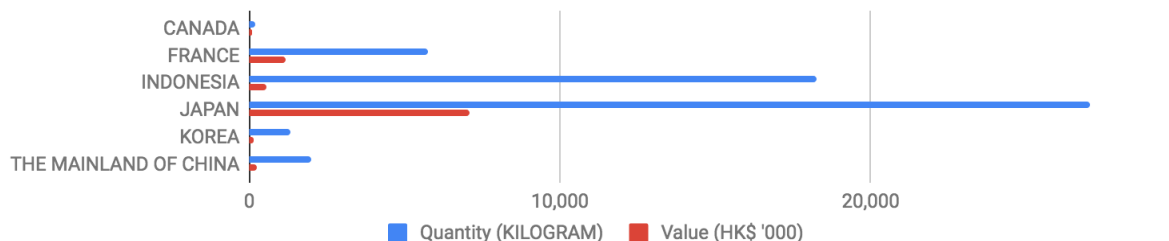
Imports by quantity and value, Jan - Dec 2018



In 03530 - FISH, SMOKED, Norway ranked 1st amongst 23 origins with an import value of HK\$349 million out of the total import value of HK\$735 million, with a volume of 4,364,000 kg, nearly half of the total volume of 27,284,000 kg. The UK ranked 3rd with an import worth HK\$132 million with the third largest volume of 638,000 kg.

03540 - FISH LIVER AND ROES, DRIED, SMOKED, SALTED OR IN BRINE

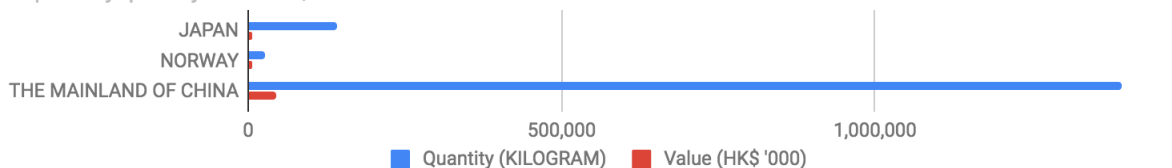
Imports by quantity and value, Jan - Dec 2018



In 03540 - FISH LIVER AND ROES, DRIED, SMOKED, SALTED OR IN BRINE, Japan ranked 1st amongst 6 origins with a dominating import value of HK\$7 million out of the total import value of HK\$9.2 million, with a volume of 27,000 kg out of the total volume of 55,000 kg. The UK is not included in this category.

03550 - FLOURS, MEALS AND PELLETS OF FISH, FIT FOR HUMAN CONSUMPTION

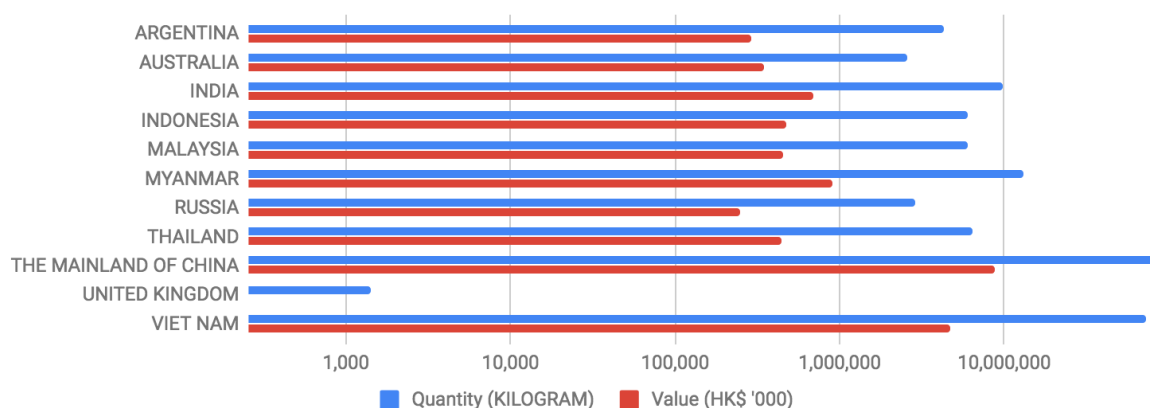
Imports by quantity and value, Jan - Dec 2018



In 03550 - FLOURS, MEALS AND PELLETS OF FISH, FIT FOR HUMAN CONSUMPTION, Mainland China dominated this category with an import value of HK\$46 million out of the total import value of HK\$57 million, with a volume of 1,395,000 kg out of the total volume of 1,562,000 kg. The UK is not included in this category.

03611 - SHRIMPS AND PRAWNS, FROZEN

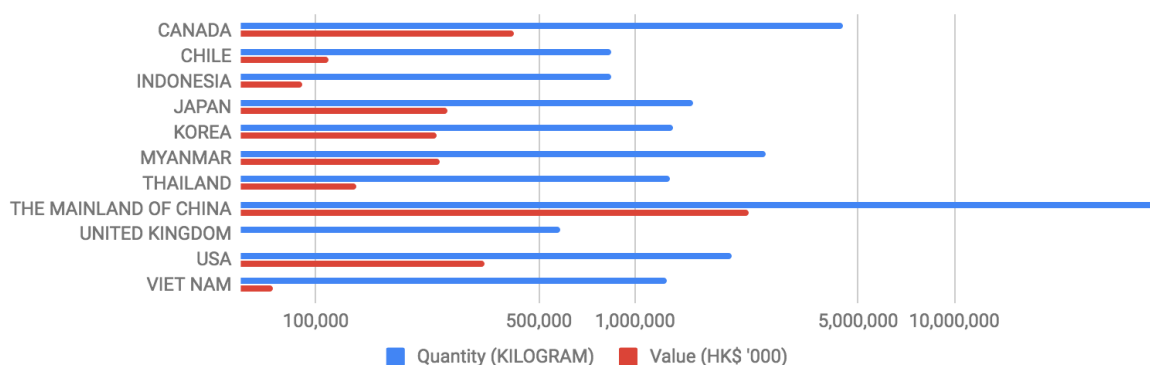
Imports by quantity and value, Jan - Dec 2018



In 03611 - SHRIMPS AND PRAWNS, FROZEN, Mainland China ranked 1st amongst 39 origins with an import value of HK\$8.7 billion out of the total import value of HK\$18 billion, with a volume of 91,745,000 kg out of the total volume of 222,565,000 kg. The UK ranked 36th with an import worth HK\$256,000 and a volume of 1,400 kg.

03619 - OTHER CRUSTACEANS, OTHER THAN SHRIMPS AND PRAWNS, INCLUDING FLOURS, MEALS AND PELLETS, FROZEN, FIT FOR HUMAN CONSUMPTION

Imports by quantity and value, Jan - Dec 2018

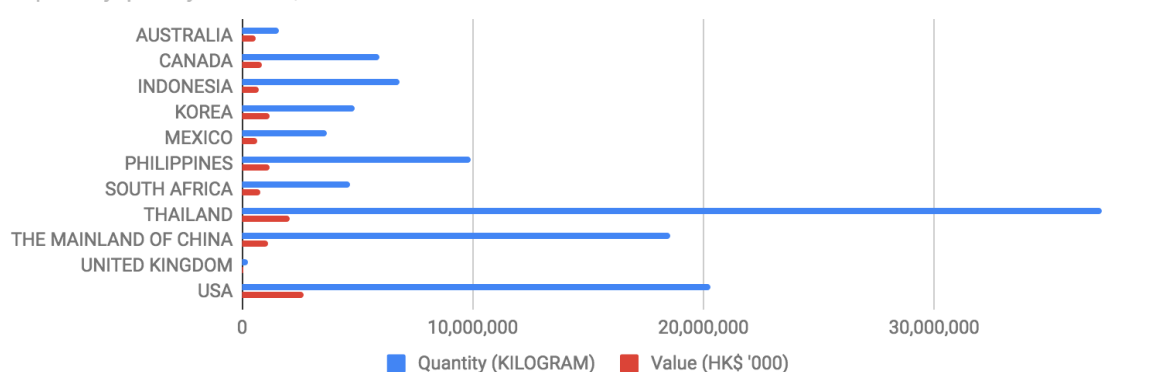


In 03619 - OTHER CRUSTACEANS, OTHER THAN SHRIMPS AND PRAWNS, INCLUDING FLOURS, MEALS AND PELLETS, FROZEN, FIT FOR HUMAN

CONSUMPTION, Mainland China ranked 1st amongst 36 origins with an import value of HK\$2.2 billion out of the total import value of HK\$4.5 billion, and a dominating volume of 45,392,000 kg out of the total volume of 64,617,000 kg. The UK ranked 13th with an import worth HK\$58 million and a volume of 582,000 kg.

03620 - CRUSTACEANS, OTHER THAN FROZEN, INCLUDING FLOURS, MEALS AND PELLETS, FIT FOR HUMAN CONSUMPTION

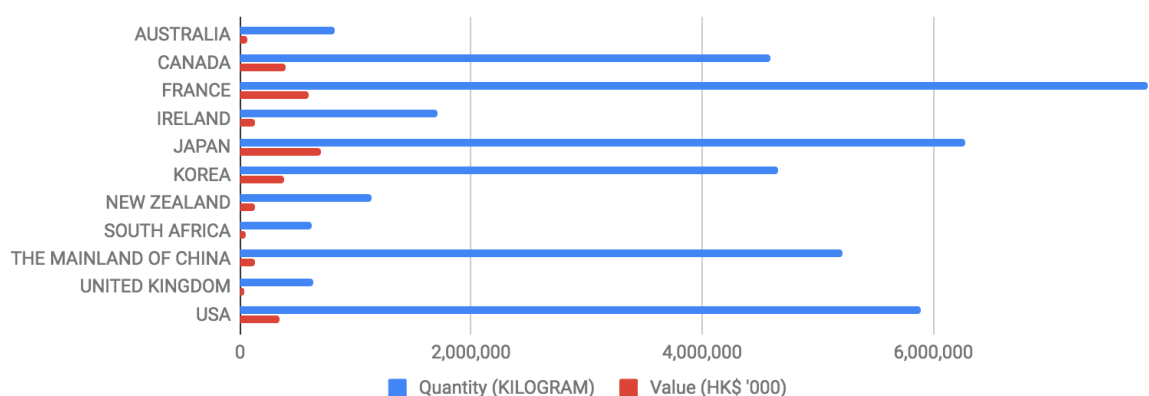
Imports by quantity and value, Jan - Dec 2018



In 03620 - CRUSTACEANS, OTHER THAN FROZEN, INCLUDING FLOURS, MEALS AND PELLETS, FIT FOR HUMAN CONSUMPTION, the US ranked 1st amongst 57 origins with an import value of HK\$2.6 billion, followed by Thailand with the second biggest import value of HK\$2 billion. in terms of volume, Thailand has the largest volume of 37,286,000 kg, followed by the US with a volume of 20,300,000 kg. The UK ranked 22nd with an import worth HK\$45 million and a volume of 277,000 kg. The total import value of this category is HK\$13 billion and the total volume is 127,255,000 kg.

03631 - OYSTERS

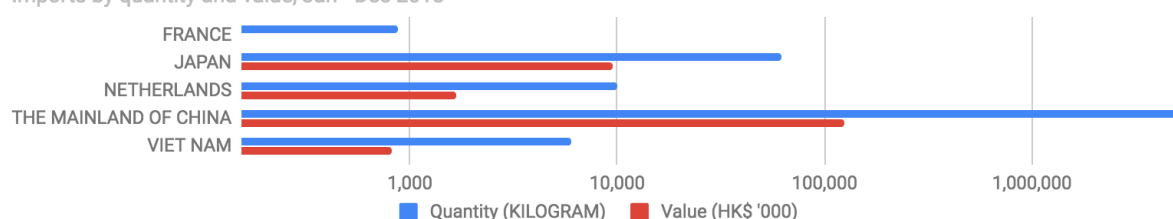
Imports by quantity and value, Jan - Dec 2018



In 03631 - OYSTERS, Japan ranked 1st amongst 21 origins with an import value of HK\$705 million and a volume of 6,271,000 kg. France, ranked 2nd in import value, has the largest volume of 7,853,000 kg. The UK ranked 12th with an import worth HK\$40 million and a volume of 632,000 kg. The total import value of the category is HK\$3 billion with a volume of 40,678,000 kg.

03633 - CUTTLE FISH, OCTOPUS AND SQUID, FRESH OR CHILLED

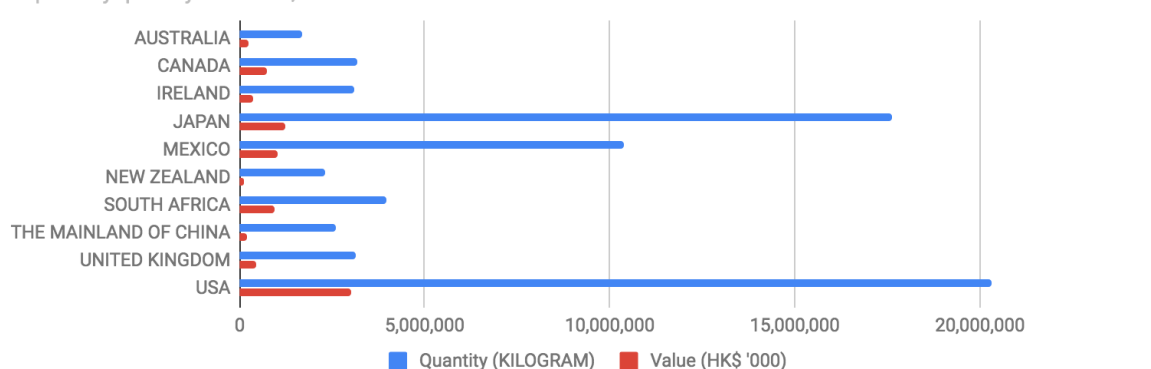
Imports by quantity and value, Jan - Dec 2018



In 03633 - CUTTLE FISH, OCTOPUS AND SQUID, FRESH OR CHILLED, Mainland China dominated this category amongst 5 with an import value of HK\$124 million out of the total import value of HK\$136 million, with a volume of 5,506,000 kg out of the total volume of 5,585,000 kg. The UK is not included in this category.

03635 - MOLLUSCS AND AQUATIC INVERTEBRATES, OTHER THAN OYSTER, CUTTLEFISH, OCTOPUS AND SQUID, FRESH OR CHILLED

Imports by quantity and value, Jan - Dec 2018

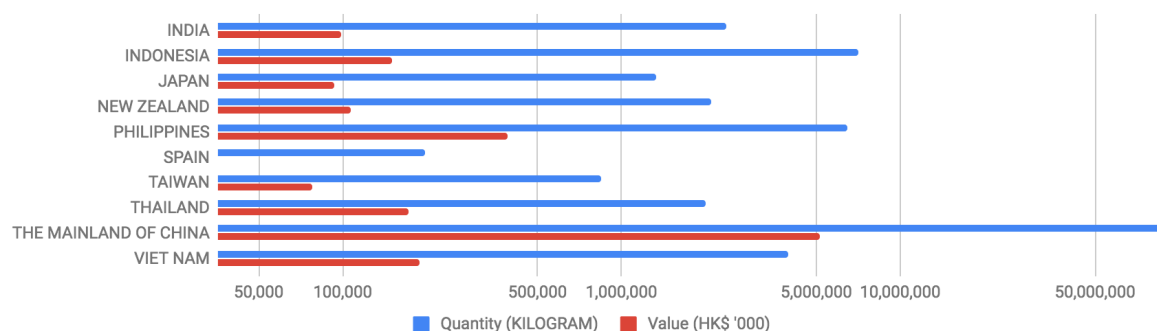


In 03635 - MOLLUSCS AND AQUATIC INVERTEBRATES, OTHER THAN OYSTER, CUTTLEFISH, OCTOPUS AND SQUID, FRESH OR CHILLED, the US ranked 1st amongst 34 origins with an import value of HK\$3 billion out of the total import value of HK\$8.7 billion, and a volume of 20,311,000 kg out of the total volume of

83,399,000 kg. The UK ranked 6th with an import worth HK\$439 million and a volume of 3,149,000 kg.

03637 - CUTTLEFISH, SQUID AND OCTOPUS, FROZEN, DRIED, SALTED OR IN BRINE; FLOURS, MEALS AND PELLETS THEREOF, FIT FOR HUMAN CONSUMPTION

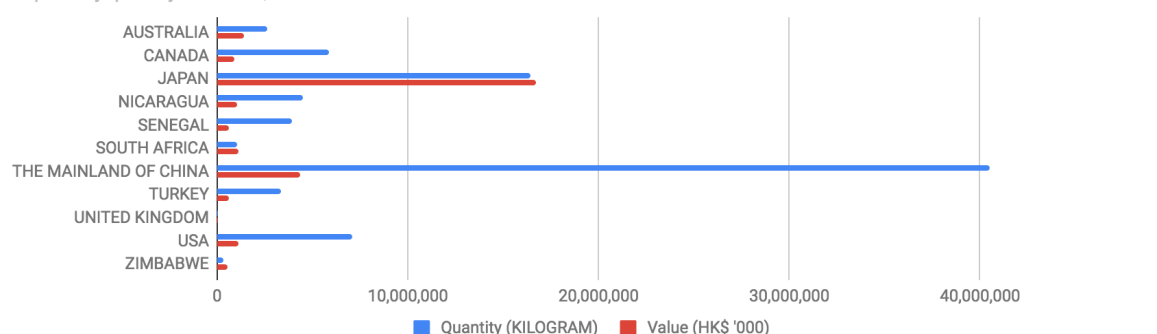
Imports by quantity and value, Jan - Dec 2018



In 03637 - CUTTLEFISH, SQUID AND OCTOPUS, FROZEN, DRIED, SALTED OR IN BRINE; FLOURS, MEALS AND PELLETS THEREOF, FIT FOR HUMAN CONSUMPTION, Mainland China ranked 1st amongst 27 origins, dominated this category with an import value of HK\$5.1 billion out of the total import value of HK\$6.6 billion, and a volume of 93,607,000 kg out of the total volume of 125,181,000 kg. The UK is not included in this category.

03639 - OTHER MOLLUSCS AND AQUATIC INVERTEBRATES, OTHER THAN CUTTLEFISH, SQUID AND OCTOPUS, FROZEN, DRIED, SALTED OR IN BRINE, FIT FOR HUMAN CONSUMPTION

Imports by quantity and value, Jan - Dec 2018

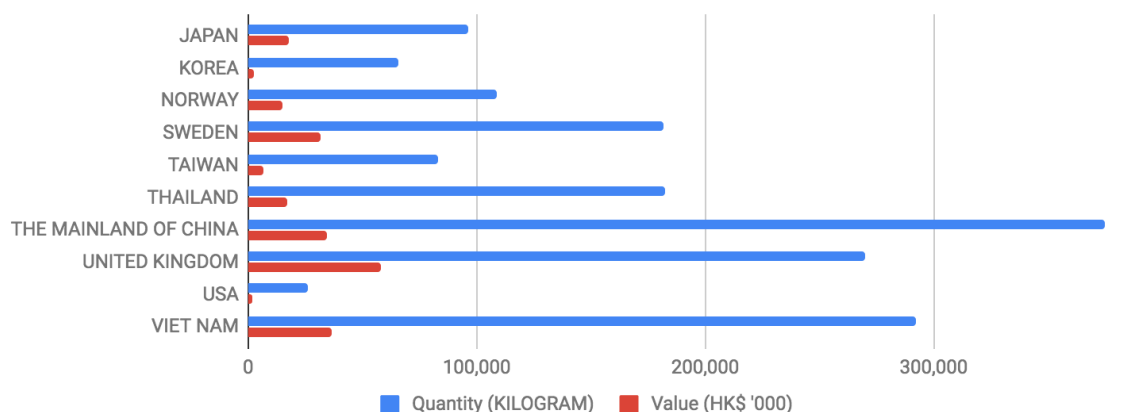


In 03639 - OTHER MOLLUSCS AND AQUATIC INVERTEBRATES, OTHER THAN CUTTLEFISH, SQUID AND OCTOPUS, FROZEN, DRIED, SALTED OR IN BRINE, FIT FOR HUMAN CONSUMPTION, Japan ranked 1st amongst 90 origins with an import value of HK\$16.6 billion and a volume of 16,457,000 kg. Mainland China, ranked 2nd with an import value of HK\$4.3 billion, has the largest volume of

40,538,000 kg. The UK ranked 48th with an import worth HK\$17 million and a volume of 71,000 kg. The total import value of the category is HK\$34.2 billion with a volume of 123,463,000 kg.

03711 - SALMON, PREPARED OR PRESERVED, NOT MINCED

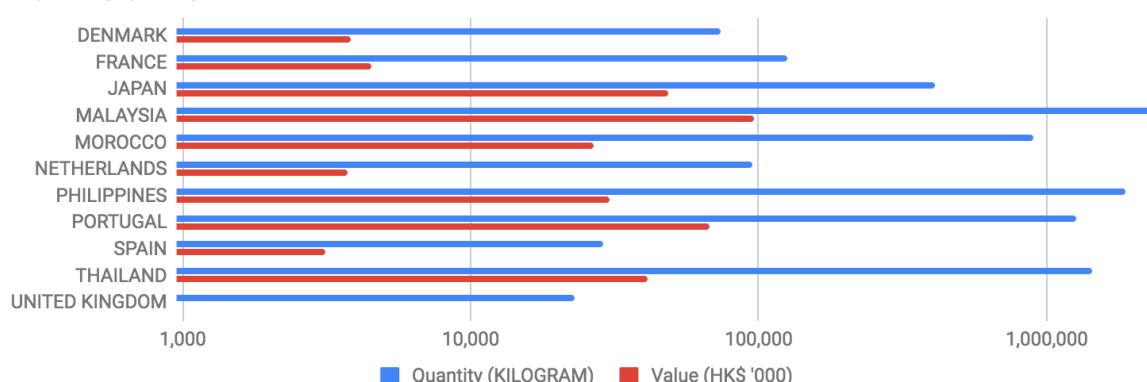
Imports by quantity and value, Jan - Dec 2018



In 03711 - SALMON, PREPARED OR PRESERVED, NOT MINCED, the UK ranked 1st amongst 14 origins with an import value of HK\$57.8 million and a volume of 270,000 kg. Mainland China, ranked 3rd with an import value of HK\$34 million, however, has the largest volume of 375,000 kg. The total import value of the category is HK\$224 million with a volume of 1,702,000 kg.

03712 - HERRINGS, SARDINES, SARDINELLA AND BRISLINGS OR SPRATS, PREPARED OR PRESERVED, NOT MINCED

Imports by quantity and value, Jan - Dec 2018

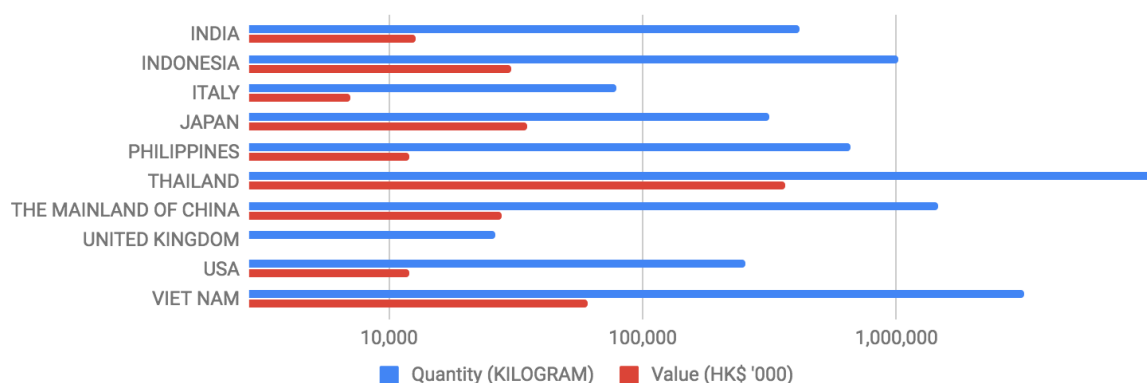


In 03712 - HERRINGS, SARDINES, SARDINELLA AND BRISLINGS OR SPRATS, PREPARED OR PRESERVED, NOT MINCED, Malaysia ranked 1st amongst 21 origins with an import value of HK\$96 million out of the total import value of HK\$334

million, and a volume of 2,516,000 kg out of the total volume of 9,051,000 kg. The UK ranked 13th with an import worth HK\$952,000 and a volume of 23,000 kg.

03713 - TUNAS, SKIPJACK AND BONITO (SARDA SPP.), PREPARED OR PRESERVED, NOT MINCED

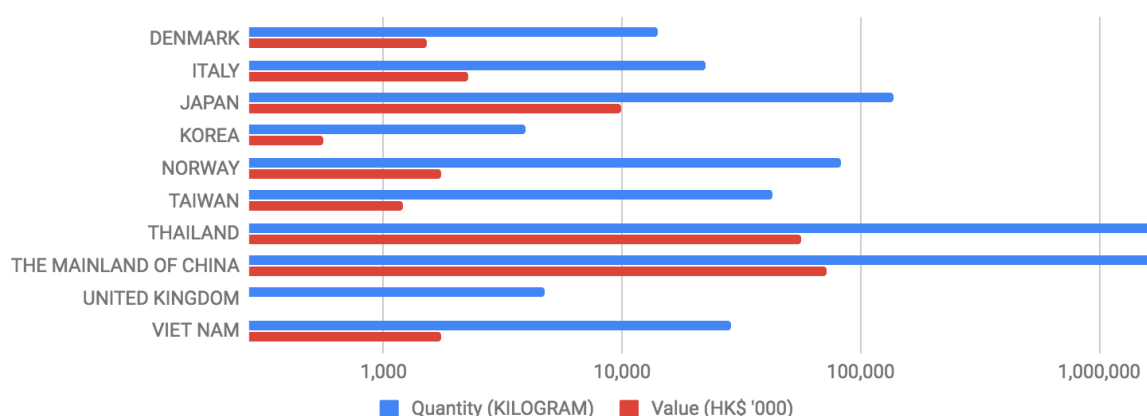
Imports by quantity and value, Jan - Dec 2018



In 03713 - TUNAS, SKIPJACK AND BONITO (SARDA SPP.), PREPARED OR PRESERVED, NOT MINCED, Thailand ranked 1st amongst 15 origins with an import value of HK\$365 million out of the total import value of HK\$573 million, and a volume of 11,132,000 kg out of the total volume of 18,697,000 kg. The UK ranked 10th with an import worth HK\$2.8 million and a volume of 26,000 kg.

03714 - MACKEREL, PREPARED OR PRESERVED, NOT MINCED

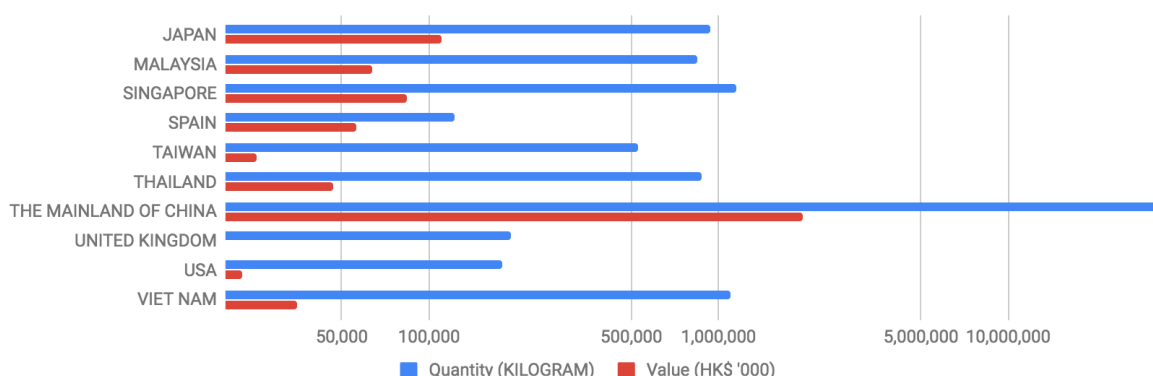
Imports by quantity and value, Jan - Dec 2018



In 03714 - MACKEREL, PREPARED OR PRESERVED,, NOT MINCED, Mainland China ranked 1st amongst 12 origins with an import value of HK\$72 million out of the total import value of HK\$148 million, and a volume of 1,835,000 kg out of the total volume of 3,802,000 kg. The UK ranked 10th with an import worth HK\$273,000 and a volume of 4,700 kg.

03715 - FISH, N.E.S., PREPARED OR PRESERVED, NOT MINCED

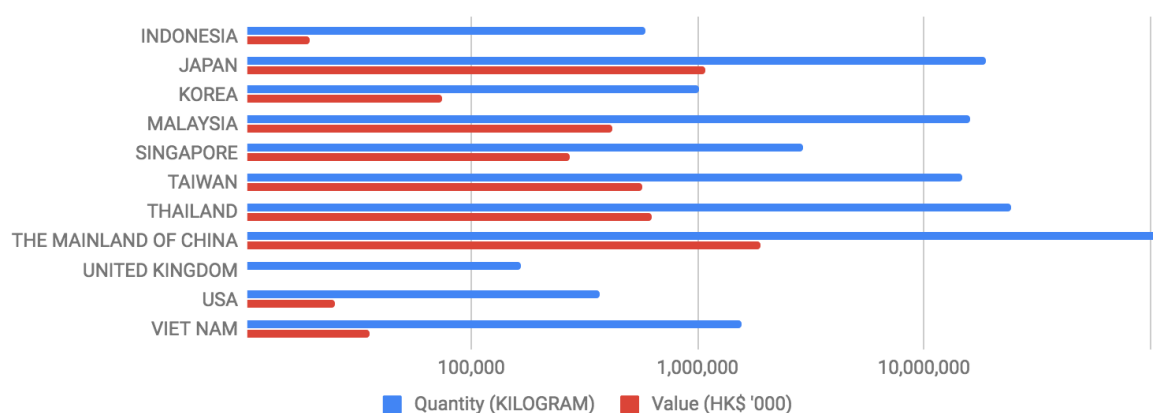
Imports by quantity and value, Jan - Dec 2018



In 03715 - FISH, N.E.S., PREPARED OR PRESERVED, NOT MINCED, Mainland China ranked 1st amongst 26 origins with a dominating import value of HK\$1.9 billion out of the total import value of HK\$2.4 billion, and a volume of 35,043,000 kg out of the total volume of 41,680,000 kg. The UK ranked 10th with an import worth HK\$19.8 million and a volume of 192,000 kg.

03716 - OTHER FISH, PREPARED OR PRESERVED, N.E.S.

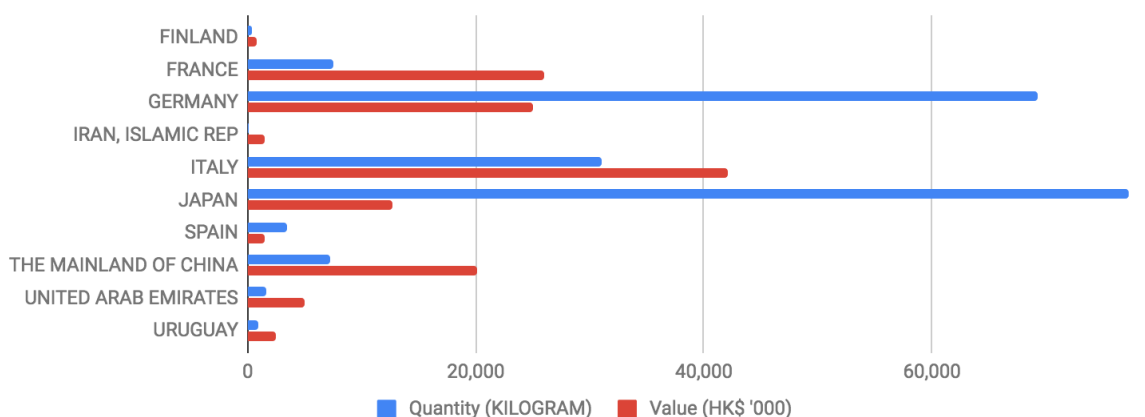
Imports by quantity and value, Jan - Dec 2018



In 03716 - OTHER FISH, PREPARED OR PRESERVED, N.E.S., Mainland China ranked 1st amongst 36 origins with an import value of HK\$1.9 billion out of the total import value of HK\$5 billion, and a volume of 114,199,000 kg out of the total volume of 196,353,000 kg. The UK ranked 13th with an import worth HK\$10 million and a volume of 165,000 kg.

03717 - CAVIAR AND CAVIAR SUBSTITUTES PREPARED FROM FISH EGGS

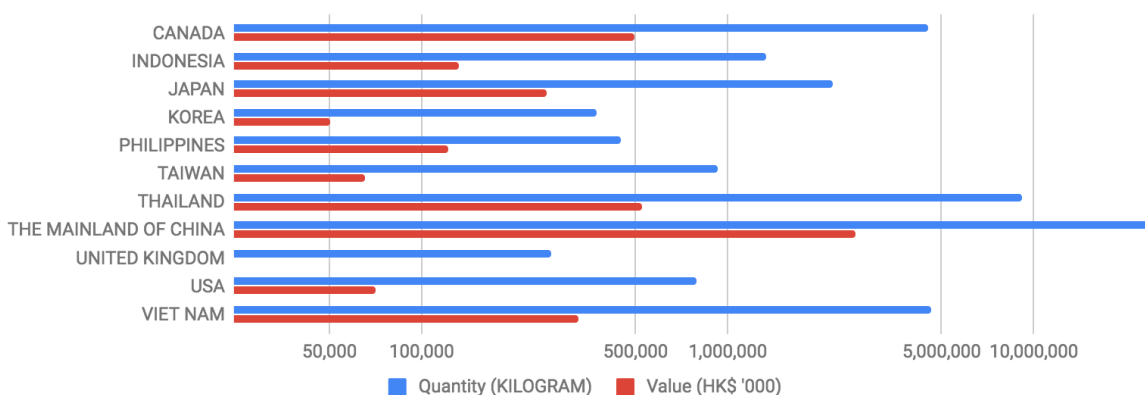
Imports by quantity and value, Jan - Dec 2018



In 03717 - CAVIAR AND CAVIAR SUBSTITUTES PREPARED FROM FISH EGGS, Italy ranked 1st amongst 16 origins with an import value of HK\$42 million out of the total import value of HK\$138 million, and the third largest volume of 31,000 kg out of the total volume of 202,000 kg. The UK is not included in this category.

03721 - CRUSTACEANS, PREPARED OR PRESERVED, N.E.S.

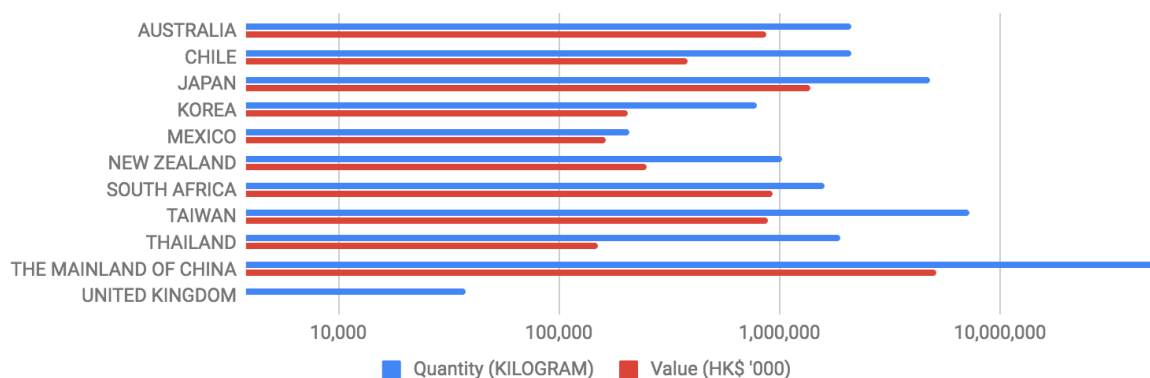
Imports by quantity and value, Jan - Dec 2018



In 03721 - CRUSTACEANS, PREPARED OR PRESERVED, N.E.S., Mainland China ranked 1st amongst 33 origins with an import value of HK\$2.6 billion out of the total import value of HK\$4.8 billion, and a volume of 26,230,000 kg out of the total volume of 52,938,000 kg. The UK ranked 14th with an import worth HK\$24 million and a volume of 265,000 kg.

03722 - MOLLUSCS AND OTHER AQUATIC INVERTEBRATES, PREPARED OR PRESERVED, N.E.S.

Imports by quantity and value, Jan - Dec 2018



In 03722 - MOLLUSCS AND OTHER AQUATIC INVERTEBRATES, PREPARED OR PRESERVED, N.E.S., Mainland China ranked 1st amongst 36 origins with an import value of HK\$5.1 billion out of the total import value of HK\$10.8 billion, and a volume of 54,449,000 kg out of the total volume of 81,043,000 kg. The UK ranked 24th with an import worth HK\$3.8 million and a volume of 37,700 kg.

5. Trade Events

- [HOFEX](#) is the most important food and drink trade event in the region that occurs once every two years, attracting buyers from across Asia and Australasia.
- [Seafood Expo Asia](#) is the premium seafood marketplace for Asia, where buyers and sellers meet and do business in the Asian market.
- [Gourmet Asia](#) is a fine dining exhibition with a regional focus, powered by HOFEX, featuring gourmet food and drinks, bakery, confectionery and coffee, and hospitality design, supplies and technology.
- [Restaurant & Bar](#) is an annual food trade show that primarily targets the local hospitality industry, but also attracts buyers from the Pearl River Delta area.
- [Food Expo](#) is an annual summer event for both trade and public visitors, providing business opportunities to buyers and public visitors.
- [Hong Kong Wine and Dine Festival](#) brings together world-class food, drinks and entertainment, with wine-pairing and tasting classes for public visitors.
- [Natural & Organic Products Asia](#) is an international trade event for natural products, health foods, natural beauty and organic industries in Asia.

6. F&B Media

- Hong Kong Tatler Dining
https://hk.asiatatler.com/dining?utm_source=hk.dining.asiatatler.com&utm_medium=301&utm_campaign=
- DiningCity www.diningcity.com
- Openrice www.openrice.com
- Foodie www.afoodieworld.com
- FeedMe Guru www.feedmeguru.com
- Sassy Hong Kong <https://www.sassyhongkong.com/category/eat-and-drink/>
- Timeout Hong Kong <https://www.timeout.com/hong-kong/restaurants>
- Weekend Hong Kong (Chinese only) <https://www.weekendhk.com/>
- Michelin Guide Hong Kong <https://guide.michelin.com/hk/en/hong-kong-region/hong-kong/>