

# 2020 UK Seafood Import and Export Factsheet

## *Provisional Data*

Source: HMRC data via BTS

Published: July 2021



Here to give the UK seafood sector  
**the support it needs to thrive.**

# 2020\* Import and export summary introduction



- This factsheet contains key facts relating to the UK's overall imports and exports of seafood
- The UK's total seafood trade decreased in 2020 in terms of value and volume, and the average £/kg fell
- Both seafood imports and exports decreased in value and volume, whilst experiencing deflation
- Imports' share of value trade increased to 67%, whilst it maintained 62% share of volume trade

# 2020\* Import and export summary dashboard



## Total Trade



£4.8bn  
(-12%)



## Imports



£3.2bn  
(-7%)



## Exports



£1.6bn  
(-20%)



1,107k t  
(-6%)



686k t  
(-5%)



421k t  
(-7%)



£4.36/kg  
(-6%)



£4.68/kg  
(-2%)



£3.83/kg  
(-13%)

Key: 2020\* Provisional Data

# UK's seafood imports in 2020\*



- Seafood imports decreased in value and volume, whilst experiencing deflation
- The countries that import the largest value of seafood into the UK were Iceland, China, and Vietnam
- The value and volume of demersal, shellfish, and pelagic imports decreased. Whilst the average £/kg for demersal fell, it increased for shellfish and pelagic fish
- The species with the greatest import value were salmon, cod, and tuna

# 2020\* Imports dashboard



£3.2bn  
(-7%)



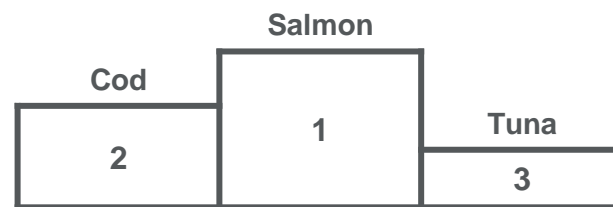
686k t  
(-5%)



£4.68/kg  
(-2%)



Top Importing Countries £



Top Imported Species £

## Growing Countries

Vietnam  
Sweden  
Denmark  
Ecuador  
Poland  
Russia  
U.S.A.  
Turkey

## Declining Countries

Iceland  
China  
Germany  
Faroe Islands  
Norway  
India  
Netherlands  
Canada  
Spain  
France  
Bangladesh  
Seychelles

## Growing Species

P&P Shrimps & Prawns  
Sardine  
Surimi  
Anchovy  
Carp

## Declining Species

Salmon  
Cod  
Tuna  
WW Shrimps & Prawns  
Haddock  
Pollack  
Mackerel  
Catfish  
Seabass  
Crabs  
Scallops  
Lobster  
Seabream  
Squid

Key: 2020\* Provisional data, top 20 countries & species value & volume increase, value & volume decline

# UK's seafood exports in 2020\*



- Seafood exports decreased in value and volume, whilst experiencing deflation
- The UK exported the largest value of seafood to the following countries: France, U.S.A., and Spain
- The value and volume of shellfish and demersal exports fell, whilst pelagic exports increased. The average £/kg fell for all species groups
- The species with the greatest export value were salmon, mackerel, and nephrops

# 2020\* Exports dashboard



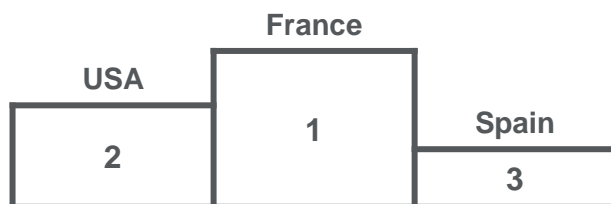
£1.6bn  
(-20%)



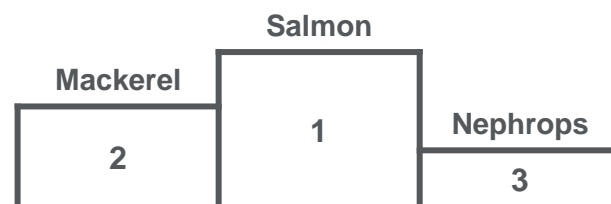
421k t  
(-7%)



£3.83/kg  
(-13%)



Top Export Destinations £



Top Exported Species £

## Growing Countries

Netherlands  
Poland  
Greece  
Australia  
Romania

## Declining Countries

France  
U.S.A.  
Spain  
Italy  
Germany  
China  
South Korea  
Belgium  
Denmark  
Taiwan  
Hong Kong  
UAE

## Growing Species

Mackerel  
P&P Shrimps & Prawns  
Herring  
Whiting  
Sardine

## Declining Species

Salmon  
Nephrops  
Scallops  
Crabs  
Cod  
Trout  
Lobster  
Coley  
Hake  
WW Shrimps & Prawns  
Cuttlefish

Key: 2020\* Provisional data, top 20 countries & species value & volume increase, value & volume decline

Further Market Insight reports, including the full version of this report, are available to download here

<https://www.seafish.org/insight-and-research/market-insight/>

Further HMRC data is available here [www.seafish.org/trade-and-regulation/international-trade/trade-tariff-tool-in-tableau/](http://www.seafish.org/trade-and-regulation/international-trade/trade-tariff-tool-in-tableau/)

Any questions email [Julia.Brooks@Seafish.co.uk](mailto:Julia.Brooks@Seafish.co.uk)



Here to give the UK seafood sector  
**the support it needs to thrive.**