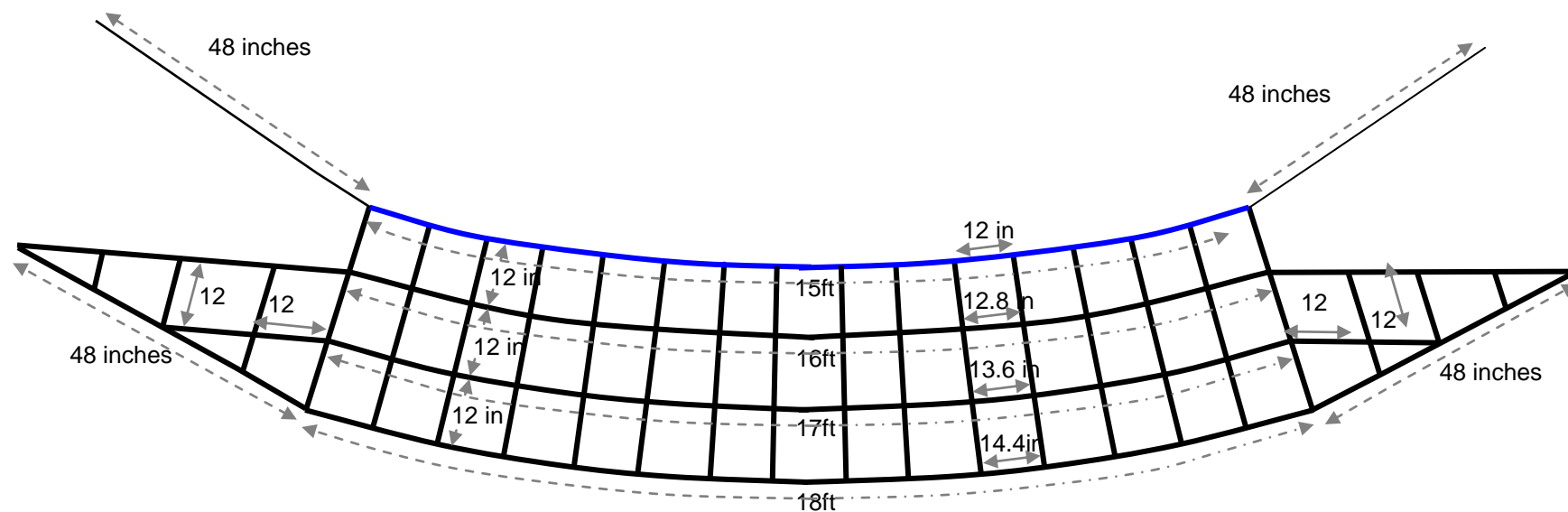


# FLIP UP ROPES FOR OTTER TRAWLS

## DIMENSIONS FOR 18FT BY 3FT FLIP-UP ROPE

This gives a flip up rope of three feet in height.



TOP ROPE LENGTH 15FT.  
Vertical ropes at 12 inch spaces

SECOND ROPE LENGTH 17 FEET  
Vertical ropes at 13.6 inch spaces

THIRD ROPE LENGTH 16 FEET  
Vertical ropes at 12.8 inch spaces

BOTTOM ROPE LENGTH 18 FEET  
Vertical ropes at 14.4 inch spaces

Vertical ropes 3feet long approx.

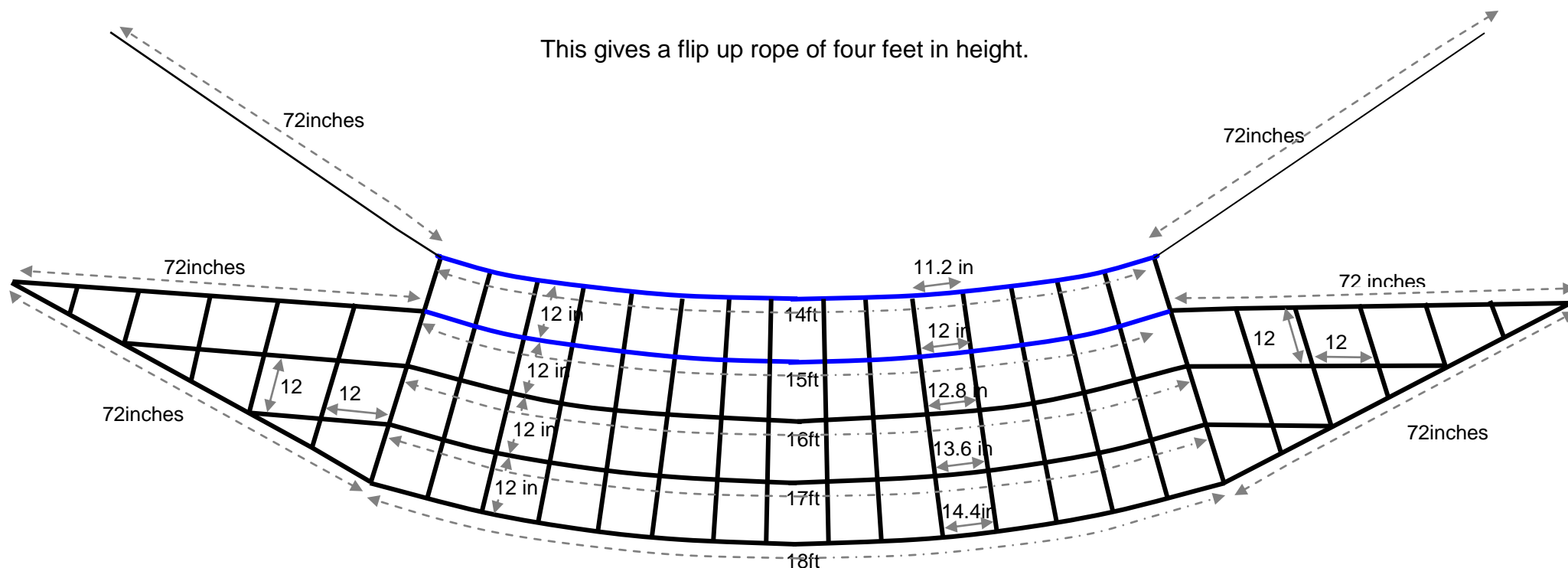
Flip Up Ropes Construction.

10/08/17

This fact sheet has been down loaded from the Seafish Gear Database – [www.seafish.org/geardb/](http://www.seafish.org/geardb/)  
For more details contact Mike Montgomerie on 01482 252 327 [mike.montgomerie@seafish.co.uk](mailto:mike.montgomerie@seafish.co.uk)

### DIMENSIONS FOR 18FT BY 4FT FLIP-UP ROPE

This gives a flip up rope of four feet in height.



TOP ROPE LENGTH 14 FEET  
Vertical ropes at 11.2 inch spaces

SECOND ROPE LENGTH 17 FEET  
Vertical ropes at 13.6 inch spaces

FOURTH ROPE LENGTH 15FT.  
Vertical ropes at 12 inch spaces

FIRST ROPE LENGTH 18 FEET  
Vertical ropes at 14.4 inch spaces

THIRD ROPE LENGTH 16 FEET  
Vertical ropes at 12.8 inch spaces

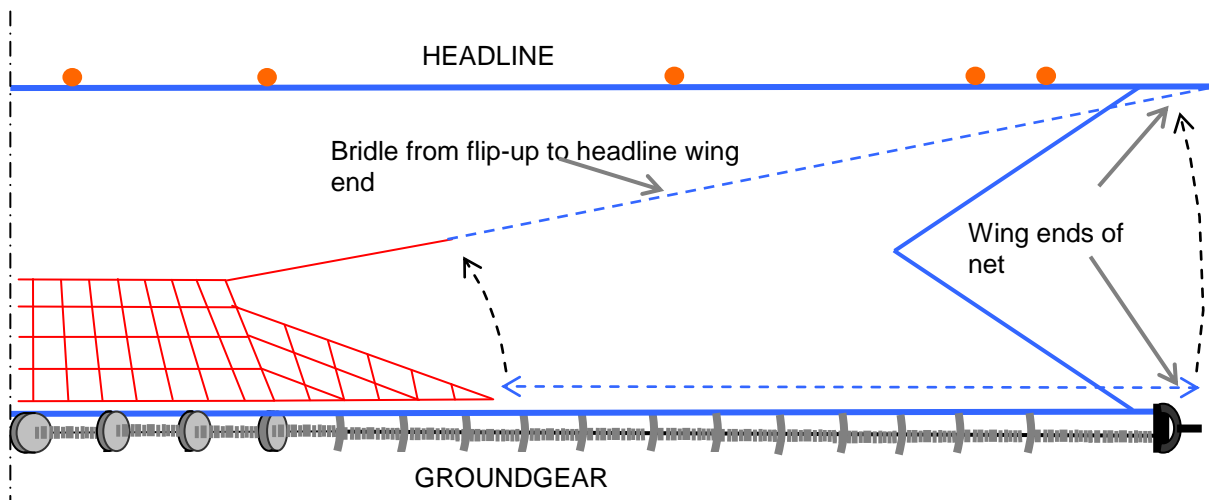
Vertical ropes 4FT 2IN long approx.

Flip Up Ropes Construction.

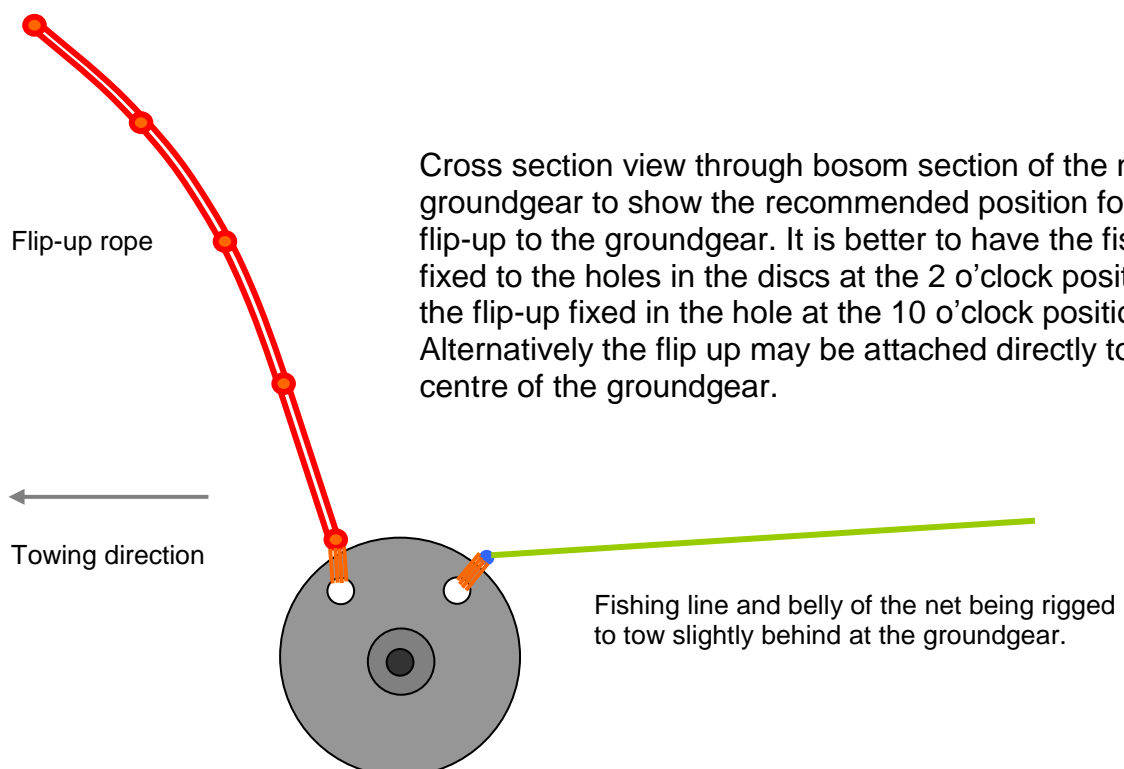
10/08/17


This fact sheet has been down loaded from the Seafish Gear Database – [www.seafish.org/geardb/](http://www.seafish.org/geardb/)  
For more details contact Mike Montgomerie on 01482 252 327 [mike.montgomerie@seafish.co.uk](mailto:mike.montgomerie@seafish.co.uk)

## DIAGRAM OF ONE WING OF NET TO SHOW TOWING ARRANGEMENT FOR A FLIP-UP ROPE.





The length of the bridle from the top of the flip-up to the headline wing end should be the same length as from the end of the bottom rope of the flip-up out to the end of the ground gear. It is advisable to reduce this length by one foot and add two feet of light chain to the end to allow for adjustment and trimming of the angle of the flip-up rope. If the net to be fitted with a flip up is of the long winged scraper style, instead of taking the bridle rope to the wing end, it can be taken up to a point on the headline approximately thirty to forty feet from the quarter on each side.





A flip up rope fitted to a model trawl in the Seafish Flume Tank



A 4 foot diameter boulder hits the flip up rope and gets directed beneath the groundgear